

Schedule forming part of Financial Statements for the year ended 31 March 2015

SCHEDULE-15

Significant accounting Policies

1.1 Basis of preparation

The financial statements are prepared under the historical cost convention, in accordance with the Indian Generally Accepted Accounting Principles (GAAP), Accounting Standards issued by the Institute of Chartered Accountants of India.

Accounting policies not specifically referred to otherwise are consistent and in consonance with generally accepted accounting principles and mandatory accounting standards.

1.2 Use of estimates

The preparation of financial statements, in conformity with GAAP, requires management to make estimates that affect the reported amounts of assets and liabilities, disclosure of contingent assets and liabilities at the date of the financial statements and the reported amounts of revenues and expenses during the reporting period.

1.3 Fixed Assets

Fixed Assets acquired by the society are valued at cost of acquisition inclusive of duties & taxes & incidental expenses related to acquisition.

1.4 Depreciation

Depreciation has been provided on Written Down Value Method at the rates specified in the Income Tax Act, 1961.

1.5 All purchases for Supplies, Inventory, Consumables, Stores & Spares etc. are treated as expenditure at the time of purchase.

1.6 Revenue Recognition

All revenue from Student Fee and other receipts are recognized on cash basis.

1.7 Expenditure

Expenses are accounted for on the cash basis.


1.8 Assets & Liabilities

All assets & liabilities outstanding on account of inter-head adjustments are recognized in the Balance Sheet.

1.9 Grants

Grant received by the society for specific purpose are utilized for the purpose and the unspent balance is shown under the head current liabilities. Further Non Plan Grant Received are shown as Income. Depreciation on fixed assets purchased out of Grant in Aid are recognized in Income and Expenditure account.

1.10 Interest earned on Fixed Deposits made out other sponsored schemes etc. are credited to respective Fund/schemes accounts. However interest earned on Fixed Deposits/ Bank Balance on the remaining Funds are treated as income of the institution.



*Handwritten initials*

*Manta 8/11/15*

(2)


**PEC University of Technology, Chandigarh**

**Schedule forming part of Financial Statements for the year ended 31 March 2015**

**SCHEDULE - 14**

**2. Notes To Accounts**

- 2.1 Fixed Assets appearing in the books of account of PEC, Chandigarh Administration as on 1<sup>st</sup> day of October, 2004, the effective date of transfer of assets from Chandigarh Administration to the Society, pursuant to clause No 34 of the Notification No 11/23/152-III(2)-2004/12556 dated 8.7.2004 issued by Home department, Chandigarh Administration have not yet been transferred to the society. These fixed assets have not been included in the Fixed Assets and consequently no depreciation for the same has been provided in the books of account of the Society.
- 2.2 In the opinion of the Board of management, Current Assets, Loans & Advances have been valued at which they are stated in the Balance Sheet, If realized in the ordinary course of business.
- 2.3 Other Income includes receipt from fines, transcript fee & other Charges collected from students and RTI Fees etc.
- 2.4 PEC University of Technology, Chandigarh has been registered as a Society vide Registration No. 3586 of 2003 dated 29.09.2003 by Registrar of Firms & Societies, UT, Chandigarh. The Govt. of India vide its notification dated 16.10.2003 notified Punjab Engineering College as Deemed University.
- 2.5 PEC University of Technology (earlier Punjab Engineering College, Deemed University, Chandigarh) has been granted registration under section 12AA of Income Tax Act, 1961 by the Commissioner of Income Tax-1, Chandigarh, w.e.f. 29.9.2003, however the PEC University of Technology, Chandigarh is an Educational institution existing solely for educational purposes and not for purposes of profit and is substantially financed by the Government of Union Territory, Chandigarh entitled for exemption under section 10(23C)(iiiab). The Institute has also been granted approval by the Chief Commissioner of Income Tax u/s 10(23c)(vi) of I.T. Act, 1961 vide order dated 19.9.2013.
- 2.6 The Institute has created a separate Trust for Pension and Provident Fund respectively. A contribution of Rs.1.92 crore has been made to the Recognized Provident Fund Trust during the current year. Further separate books of accounts are made for both the trusts.
- 2.7 Plan grant received from Chandigarh Administration and the amount given to Engineering Department, Chandigarh Administration for capital work has been treated as capital work in progress under fixed assets during the current financial year.
- 2.8 On account of non-recognition of Provident Fund Trust, I.Tax Department issued notices u/s 154 to the employees of the society for the asst. years 2009-10, 2010-11 & 2011-12. Since, there is no fault of the employees, thus matter was referred to Board of Management of PEC and it was decided by the Board that whatsoever liability on account of I.Tax are the same will be paid from the Institute's funds. According to decision, an total amount of Rs.8942492/- has



*[Handwritten Signature]*  
Member 11/11/15

PEC University of Technology, Chandigarh

Schedule forming part of Financial Statements for the year ended 31 March 2015

been paid relating to these assessment year 2009-10 to 2011-12 and shown as Expenditure in Financial Year 2013-14. However, these demand is being contested by filing appeals before the appellate authorities and now, the appeal has been allowed in favour of this assessee/ society by orders of the Commissioner of I.Tax (Appeals) and Income Tax Appellate Tribunal Chandigarh , resultantly the entire demand has been recoverable from I. Tax Department as such same is shown as recoverable in books of accounts for the FY 2014-15.

2.9 Previous year figures have been regrouped/reclassified, wherever necessary to conform to current year's classification.

Place : Chandigarh

Date :

*S/ans*  
*15/11/14*

*[Signature]*  
Assistant Controller ( F& A )

*[Signature]* *[Signature]* *[Signature]*

*[Signature]*  
Director



PEC UNIVERSITY OF TECHNOLOGY  
SECTOR 12 CHANDIGARH

INCOME AND EXPENDITURE ACCOUNT  
FOR THE YEAR ENDED 31.03.2015

	Schedule	(Amount in Rs.)	
		Current Year	Previous Year
<b>INCOME</b>			Total
Academic Receipts	7	16,25,59,721	15,23,64,365
Grant & Donations	8	26,53,87,173	21,00,00,000
Other Income	9	4,67,14,090	1,50,82,838
<b>TOTAL (A)</b>		<b>47,46,60,985</b>	<b>37,74,47,203</b>
<b>EXPENDITURE</b>			
Staff Payment & Benefits (Establishment Expenses)	10	32,00,89,937	27,40,11,304
Academic Expenses	11	3,95,07,083	3,06,93,670
Administrative and General Expenses	12	5,74,90,448	6,75,65,010
Transportation Expense	13	3,29,290	3,88,591
Repair & Maintenance	14	10,11,057	9,58,018
Depreciation	4	2,74,43,327	2,38,39,196
<b>TOTAL (B)</b>		<b>44,58,71,142</b>	<b>39,74,55,789</b>
Balance being Surplus/ (Deficit) carried to Capital Fund		2,87,89,843	(2,00,08,586)
Significant Policies and Notes on Accounts	15		

For DAV & Associates LLP  
Chartered Accountants  
FRN 019295N


For PEC University of Technology

**Arvind Bahl**  
Partner  
DAV & ASSOCIATES LLP  
Chartered Accountants  
(Partner) Reg. No. 501770  
Date :  
Place : Chandigarh 15/1/15

*[Signature]*  
Director

*[Signature]*  
15/1/15

*[Signature]*  
15/1/15



(5)  
PEC UNIVERSITY OF TECHNOLOGY  
SECTOR 12 CHANDIGARH

BALANCE SHEET AS AT 31.03.2015

(Amount in Rs.)

SOURCE OF FUND	Schedule	Current Year	Previous Year
<b>UNRESTRICTED FUND</b>			
Corpus	1	69,78,76,468	56,14,73,798
Designated/Earmarked/Endowment Fund	2	20,59,57,284	18,17,21,148
Current Liabilities & Provisions	3	6,69,74,686	4,73,72,634
<b>TOTAL</b>		<b>97,08,08,437</b>	<b>79,05,67,580</b>
<b>APPLICATION OF FUNDS</b>			
<b>FIXED ASSETS</b>			
Tangible Assets	4	12,40,55,037	8,26,43,505
Intangible Assets			
Capital Work-in-Progress	4	25,58,78,369	21,41,01,915
<b>INVESTMENTS</b>			
Long Term		-	-
Short Term		-	-
CURRENT ASSETS	5	54,14,14,316	46,99,36,689
LOANS, ADVANCES & DEPOSITS	6	4,94,60,715	2,38,85,471
<b>TOTAL</b>		<b>97,08,08,437</b>	<b>79,05,67,580</b>
Significant Policies and Notes on Accounts	15		

For DAV & Associates LLP  
Chartered Accountants

FRN 019295N

*Ind Badoni*  
Partner  
DAV & ASSOCIATES LLP  
Chartered Accountants  
(Partner) M. No. 501770

Date :


Place : Chandigarh

15/4/15

For PEC University of Technology

Director

Assistant Controller (F & A)




(6)

PEC UNIVERSITY OF TECHNOLOGY  
Schedules Forming Part of Balance Sheet

Schedule 1 - CORPUS

	Current Year	Previous Year
Balance As at the Beginning of the Year	56,14,73,798	6,30,51,532
Balance of Reserve & Surplus Prev Year	-	34,44,07,538
Add: GIA (Plan) Utilized (to the extent utilised for Capital Expenditure & in house Schemes)	10,76,12,827	15,47,00,000
Add/Deduct: Surplus (Deficit) transferred from income and expenditure account	2,87,89,843	(2,00,08,586)
Add : Amount of Testing Fees of FY 2012-13 transferred to Research & Development Fund	-	25,33,223
Add : Pension/Leave Enclashment/Gratuity received from Govt & Paid in earlier years but wrongly charged to Expenditure in earlier years now rectified	-	34,70,730
Add : Contribution to BOTP Pension Fund for the FY 2012-13 shown as Payable now reversed	-	3,00,00,000
Less : Assets Created out of TEQIP Fund Reversed	-	57,94,193
Less : Contribution in TEQIP Fund by Institute in FY 2012-13 worgnly debited to TEQIP Project Fund.	-	58,20,000
<b>BALANCE AT THE YEAR END</b>	<b>69,78,76,468</b>	<b>56,14,73,798</b>




PEC UNIVERSITY OF TECHNOLOGY

Schedules Forming Part of Balance Sheet

Schedule 2 -DESIGNATED/EARMARKED FUNDS

	Current Year				Previous Year
	Government Ledger Salary	R&D / In House Research Projects/Sponsored Projects & Consultancy Fund (Annexure - VIII)	Student Services Fund	Total	
a) Opening Balance of the funds	2,17,287	3,70,29,325	14,44,74,536	18,17,21,148	15,63,60,796
b) Additions to the funds				-	
i) Donations/ grants/ contributions	-	1,39,72,345	3,92,39,042	5,32,11,387	7,77,78,700
ii) Interest Received on the funds	-	1,81,399	19921092.00	2,01,02,491	34,88,328
<b>TOTAL (a+b)</b>	<b>2,17,287</b>	<b>5,11,83,069</b>	<b>20,36,34,670</b>	<b>25,50,35,026</b>	<b>23,76,27,824</b>
c) Utilisation/ Expenditure towards objectives of the funds					
Capital Expenditure	-	57,88,219	-	57,88,219	61,43,044
<b>TOTAL</b>	<b>-</b>	<b>57,88,219</b>	<b>-</b>	<b>57,88,219</b>	<b>61,43,044</b>
ii) Revenue Expenditure	-	1,24,71,115	3,08,18,408	4,32,89,523	4,97,28,632
Misc Adjustment	-	-	-	-	35,000
<b>Total</b>	<b>-</b>	<b>1,24,71,115</b>	<b>3,08,18,408</b>	<b>4,32,89,523</b>	<b>4,97,63,632</b>
<b>TOTAL ( c )</b>	<b>-</b>	<b>1,82,59,334</b>	<b>3,08,18,408</b>	<b>4,90,77,742</b>	<b>5,59,06,676</b>
<b>NET BALANCE AS AT THE YEAR-END (a+b-c)</b>	<b>2,17,287</b>	<b>3,29,23,735</b>	<b>17,28,16,262</b>	<b>20,59,57,284</b>	<b>18,17,21,148</b>



PEC UNIVERSITY OF TECHNOLOGY


Schedules Forming Part of Balance Sheet

**SCHEDULE 3 - CURRENT LIABILITIES & PROVISIONS**

	Current Year	Previous Year
<b>A. CURRENT LIABILITIES</b>		
Deposit From Student - Student Security	1,29,08,075	1,17,73,025
Deposit From Others		
Earnest Money	17,63,594	15,10,474
Earnest Money Institute	46,200	
Community Centre Security	22,969	20,969
Statutory Liabilities		
TDS Payable	5,31,691	-
Other Current Liabilities		
Pension payable to trust	-	6,47,931
Unutilised Grant	1,00,00,000	1,00,00,000
CPS Pension Fund	4,12,299	5,07,838
M.E. Self Financed Course Fund	3,13,75,279	1,02,21,101
Other Fund (Donation)	15,00,965	80,463
<b>TOTAL (A)</b>	<b>5,85,61,072</b>	<b>3,47,61,801</b>
<b>B. PROVISIONS</b>		
Court Recoveries Payable	451	-
GIS Payable	-	480
Hostel Fee Transferable to Hostel	1,69,248	54,564
ME Fee Transferable to ME Self Finance Courses	-	1,20,44,800
Testing Fee Transferable to Institute R&D Fund	27,96,596	4,99,513
Rent Payable to Chd Admn	54,47,319	11,476
<b>TOTAL (B)</b>	<b>84,13,614</b>	<b>1,26,10,833</b>
<b>TOTAL (A+B)</b>	<b>6,69,74,686</b>	<b>4,73,72,634</b>

**SCHEDULE 5 - CURRENT ASSETS**

	Current Year	Previous Year
<b>Bank Balances with Scheduled Banks</b>		
-In Saving accounts (Detail as per Annexure -I Attached)	7,52,08,193	12,59,76,241
-In Fixed Deposits Institute	27,01,78,469	20,00,00,000
-In Fixed Deposits SSF	13,52,82,803	10,00,00,000
-In Fixed Deposits ME Self Finance Course	1,85,22,706	-
-In Fixed Deposits Donations A/c	8,64,233	
Bank Balance in Research Schemes (Detail as per Annexure -II Attached)	1,73,00,967	2,22,12,421
SBI 30099999682	4,12,299	5,07,838
ME Ind. Design (SBI 31821944741)	47,08,321	6,88,769
ME CSE -IS (SBI 31457297150)	52,43,536	80,18,202
ME TQEM (SBI-32045669303)	28,55,894	15,14,130
INSTITUTE (R&D)SBI-(31799483124)	1,08,36,896	1,10,19,088
<b>TOTAL</b>	<b>54,14,14,316</b>	<b>46,99,36,689</b>






9

PEC UNIVERSITY OF TECHNOLOGY  
Schedules Forming Part of Balance Sheet  
SCHEDULE 6 - LOANS, ADVANCES AND DEPOSITS

	Current Year	Previous Year
1. Long-term Advance to Employees (Interest bearing)		
a) Vehicle Loan		
Scooter Loan	21,000	53,000
Car Loan	2,61,000	3,74,600
b) Home Loan	8,30,000	11,86,000
(Detail as per Annexure - III enclosed)		
c) Festival Loan	3,43,950	2,31,000
2. Advances and other amount recoverable in Cash or in kind or value to be received		
Advance from Institute Fund	15,57,140	9,35,040
(Detail as per Annexure - IV enclosed)		
Advance From Consultancy Fund	-	9,000
Advance from SSF Fund	48,54,123	55,78,361
(Detail as per Annexure - V enclosed)		
Advance from R & D Fund	1,90,000	87,500
(Detail as per Annexure - VI enclosed)		
Advance for in House Research Project	45,73,278	88,52,485
Advance to Supplier	37,210	37,210
3. Others		
Security Deposit	1,40,182	1,40,182
TDS Recoverable (Previous years)	29,44,089	29,44,089
TDS Recoverable (2010-11)	2,23,617	2,23,617
TDS Recoverable (2012-13)	10,73,354	10,73,354
TDS Recoverable (2013-14)	4,75,541	4,75,541
TDS Recoverable (2014-15)	27,26,375	-
Service Tax	3,484	3,308
Receivable From Pension Trust	-	16,75,504
Income Tax Recoverable from Staff	2,63,880	5,680
(Detail as per Annexure - VII enclosed)		
TDS Recoverable (AY 2009-10,2010-11 & 2011-12)	89,42,492	
4. Amt Recoverable from TEQIP Project fund	2,00,00,000	-
<b>TOTAL</b>	<b>4,94,60,715</b>	<b>2,38,85,471</b>



(10)

PEC UNIVERSITY OF TECHNOLOGY


Schedules Forming Part of Income and Expenditure

**SCHEDULE 7 - ACADEMIC RECEIPTS**

	Current Year	Previous Year
<b>FEE FROM STUDENTS</b>		
<b>Academic</b>		
Admission Fee	26,34,000	23,46,000
Library Fee	8,180	-
Registration fee	3,10,500	-
Tuition Fee	15,62,07,964	14,12,13,223
<b>Total (A)</b>	<b>15,91,60,644</b>	<b>14,35,59,223</b>
<b>Examinations</b>		
Examination Fee	2,55,000	-
Mark Sheet , Certification Fee	54,326	-
<b>Total (B)</b>	<b>3,09,326</b>	<b>-</b>
<b>Other Fees</b>		
Identity Card Fees	820	-
Misc Income / Fine	30,88,931	88,05,142
<b>Total (C)</b>	<b>30,89,751</b>	<b>88,05,142</b>
<b>Grand Total (A+B+c)</b>	<b>16,25,59,721</b>	<b>15,23,64,365</b>

**SCHEDULE 8 - GRANTS & DONATIONS**

	Current Year(Plan)	Current Year(Non Plan)	Previous Year
Opening Balance	-	1,00,00,000	2,47,00,000
Add - Receipts During the Year (Chandigarh Administration)	15,30,00,000	22,00,00,000	35,00,00,000
Less- GIA Plan Utilised for Capital Expenditure & In house Schemes (A)	(10,76,12,827)	-	(15,47,00,000)
Less : Utilised for Revenue Expenditure (B)	(4,53,87,173)	(22,00,00,000)	(21,00,00,000)
<b>Balance (C)</b>	<b>-</b>	<b>1,00,00,000</b>	<b>1,00,00,000</b>



PEC UNIVERSITY OF TECHNOLOGY

Schedules Forming Part of Income and Expenditure

**SCHEDULE 9 - OTHER INCOME**

	Current Year	Previous Year
<b>A. Interest on term-deposits</b>		
a) With Scheduled Banks	3,31,06,161	90,80,621
<b>Total (A)</b>	<b>3,31,06,161</b>	<b>90,80,621</b>
<b>B. Interest on Savings Accounts</b>		
a) With Scheduled Banks	35,55,844	30,53,326
<b>Total (B)</b>	<b>35,55,844</b>	<b>30,53,326</b>
<b>C. Interest on</b>		
a) Loan to Employees/Staff	72,268	11,226
b) In house Schemes	7,48,311	3,86,005
b) In Income Tax Refund	-	25,44,240
<b>Total (C)</b>	<b>8,20,579</b>	<b>29,41,471</b>
<b>D. Others</b>		
Misc. Receipts	99,014	5,420
TDS Recoverable (AY 2009-10,2010-11 & 2011-12) wrongly shown as Expenditure in Previous Year	89,42,492	-
Security Forfeited	1,90,000	-
Bank Charges Recovered	-	2,000
<b>Total (D)</b>	<b>92,31,506</b>	<b>7,420</b>
<b>GRAND TOTAL (A+B+C+D)</b>	<b>4,67,14,090</b>	<b>1,50,82,838</b>

**SCHEDULE 10 - STAFF PAYMENTS & BENEFITS  
(EXPENSES)**

(ESTABLISHMENT)

	Current Year	Previous Year
Salaries, Wages & other benefits	290889511	23,26,23,597
Honorarium	6,86,359	6,02,782
LTC facility	45,56,657	23,87,364
Medical Reimbursement	39,09,117	24,76,188
Compensation to the Ex-Contractual employees	6,00,000	12,00,000
Contribution to Recognised Provident Fund	1,92,00,000	3,40,00,000
Computer/Books for Faculty	2,48,293	6,88,047
Rent Free Accomodation	-	33,326
<b>TOTAL</b>	<b>32,00,89,937</b>	<b>27,40,11,304</b>

**SCHEDULE 11 - ACADEMIC EXPENSES**

	Current Year	Previous Year
Seminar/ Workshop	12,31,910	7,10,224
Scholarship	3,82,75,173	2,99,83,446
<b>TOTAL</b>	<b>3,95,07,083</b>	<b>3,06,93,670</b>



PEC UNIVERSITY OF TECHNOLOGY

Schedules Forming Part of Income and Expenditure

SCHEDULE 12 - ADMINISTRATIVE & GENERAL EXPENSES


	Current Year	Previous Year
Advertisement & Publicity	1,90,547	4,69,682
Consumables	44,32,785	40,22,433
Electricity & Power	80,37,201	1,09,13,756
Conference Expenses	12,618	19,100
Fees & Taxes	7,14,925	7,34,134
Legal & Professional Expenses	7,51,314	8,72,010
Printing & Stationary	6,17,251	7,06,717
Registration & Membership Fee	80,574	33,317
Subscriptions/Contingent Expenses	10,73,134	9,76,060
Telephone & Internet Charges	16,24,770	12,64,721
Travelling & Conveyance Expenses	29,07,960	23,55,819
Water Charges	44,60,505	51,27,456
Contribution to TEQIP Funds	71,12,000	54,72,000
Equipment (Departments)	8,50,700	5,74,405
Outsourcing Maint (Manpower,Security & Sanitation etc)	2,45,90,249	2,50,80,908
Misc	33,915	-
TDS Employees (AY 2009-10,2010-11 & 2011-12)	-	89,42,492
<b>TOTAL</b>	<b>5,74,90,448</b>	<b>6,75,65,010</b>

SCHEDULE 13- TRANSPORTATION EXPENSES

	Current Year	Previous Year
Vehicles Running/Hire /Repair expenses	3,29,290	3,88,591
<b>TOTAL</b>	<b>3,29,290</b>	<b>3,88,591</b>

SCHEDULE 14 - REPAIRS & MAINTENANCE

	Current Year	Previous Year
Repair & Maintenance Exp	10,11,057	9,58,018
<b>TOTAL</b>	<b>10,11,057</b>	<b>9,58,018</b>



## SCHEDULE OF FIXED ASSETS AS ON 31.03.2015

(Amount in Rs.)

Name of assets	Rate %	Opening balance as at 01.04.2014	Addition on or before 30.9.2014	Addition after 30.9.2014	Sale/adjustment during the year	Closing balance as at 31.3.2015	Depreciation during the year	W D V as at 31.3.2015
Building	0.05	1,80,36,491	-	-	-	1,80,36,491	9,01,825	1,71,34,666
Computer system	0.60	4,601	-	-	-	4,601	2,761	1,840
Library Books	0.60	404	-	-	-	404	242	162
Equipments	0.15	79,350	-	-	-	79,350	11,902	67,448
Invertors	0.15	24,306	-	-	-	24,306	3,646	20,660
LCD projector	0.15	2,04,600	-	-	-	2,04,600	30,690	1,73,910
Plant & machinery	0.15	24,480	-	-	-	24,480	3,672	20,808
Science Equipment	0.15	3,37,531	-	-	-	3,37,531	50,630	2,86,901
Air conditioner	0.15	37,591	-	-	-	37,591	5,639	31,952
Calculator	0.15	355	-	-	-	355	53	302
EPABX	0.15	5,55,138	-	-	-	5,55,138	83,271	4,71,867
Microcontroller Kit	0.15	13,107	-	-	-	13,107	1,966	11,141
Mobile Set	0.15	5,930	-	-	-	5,930	890	5,040
Xerox machine	0.15	2,38,096	-	-	-	2,38,096	35,714	2,02,382
Cycle	0.15	2,015	-	-	-	2,015	302	1,713
Electric Installation	0.15	1,18,927	-	-	-	1,18,927	17,839	1,01,088
Furniture & Fixtures	0.10	64,410	-	-	-	64,410	6,441	57,969
<b>TOTAL (A)</b>		<b>1,97,47,332</b>	<b>-</b>	<b>-</b>	<b>-</b>	<b>1,97,47,332</b>	<b>11,57,483</b>	<b>1,85,89,849</b>
<b>ASSETS OUT OF PLAN</b>								
Air Conditioner(Plan)	0.15	9,88,343	-	16,67,656	-	26,55,999	2,73,326	23,82,673
Building	0.10	32,96,809	-	1,43,38,425	-	1,76,35,234	10,46,602	1,65,88,632
Equipments(Plan)	0.15	25,87,074	4,12,568	18,05,823	-	48,05,465	5,85,383	42,20,082
Networking(plan)	0.60	7,68,372	-	2,79,548	-	10,47,920	5,44,888	5,03,032
Computer Software (Plan)	0.60	49,79,639	-	50,23,158	-	1,00,02,797	44,94,731	55,08,066
Computer System (Plan)	0.60	30,88,956	13,67,979	13,40,578	-	57,97,513	30,76,334	27,21,179
Coolers (plan)	0.10	1,57,227	9,200	-	-	1,66,427	16,643	1,49,784
Furniture & Fixture(plan)	0.10	13,48,395	-	1,39,18,815	-	1,52,67,210	8,30,780	1,44,36,430
Generator (Plan)	0.15	6,115	-	-	-	6,115	917	5,198
Invertors(plan)	0.15	87,909	-	-	-	87,909	13,186	74,723
Library books	0.60	74,28,704	19,150	1,28,23,214	-	2,02,71,068	83,15,677	1,19,55,391
LCD projector(plan)	0.15	18,99,204	-	2,06,037	-	21,05,241	3,00,333	18,04,908
LED TV(Plan)	0.15	90,650	-	-	-	90,650	13,598	77,052
Micro controlerkit(plan)	0.15	8,89,071	-	-	-	8,89,071	1,33,361	7,55,710
Science Equipments(plan)	0.15	1,62,47,006	1,35,919	1,06,30,379	-	2,70,13,304	32,54,717	2,37,58,587
UPS(plan)	0.60	1,03,416	11,550	1,29,394	-	2,44,360	1,07,798	1,36,562
Xerox Machine(plan)	0.15	11,24,609	2,51,633	-	-	13,76,242	2,06,436	11,69,806
Photocopier (Plan)	0.15	49,213	-	-	-	49,213	7,382	41,831
Vehicles	0.15	8,42,522	-	-	-	8,42,522	1,26,378	7,16,144
<b>TOTAL (B)</b>		<b>4,59,83,234</b>	<b>22,07,999</b>	<b>6,21,63,027</b>	<b>-</b>	<b>11,03,54,260</b>	<b>2,33,48,470</b>	<b>8,70,05,790</b>
<b>IN HOUSE SCHEMES :-</b>								
Computers Systems	0.60	1,05,177	-	-	-	1,05,177	63,106	42,071
Scientific Equipment	0.15	1,68,07,762	2,24,222	42,59,611	-	2,12,91,595	28,74,268	1,84,17,327
<b>TOTAL (C)</b>		<b>1,69,12,939</b>	<b>2,24,222</b>	<b>42,59,611</b>	<b>-</b>	<b>2,13,96,772</b>	<b>29,37,374</b>	<b>1,84,59,398</b>
<b>TOTAL (A+B+C)</b>		<b>8,26,43,505</b>	<b>24,32,221</b>	<b>6,64,22,638</b>	<b>-</b>	<b>15,14,98,364</b>	<b>2,74,43,327</b>	<b>12,40,55,037</b>
<b>Capital Work in Progress</b>								
Building & Works in Progress		21,41,01,915	3,27,000	5,57,87,879	1,43,38,425	25,58,78,369	-	25,58,78,369
<b>PREVIOUS YEAR</b>		<b>7,62,19,583</b>	<b>11,65,33,495</b>	<b>12,78,31,538</b>	<b>-</b>	<b>32,05,84,616</b>	<b>2,38,39,196</b>	<b>29,67,45,420</b>


Statement showing details of Balances as on 31.03.2015 in respect of R&D / In House Research Projects/Sponsored Projects & Consultancy Fund in the Schedule Designated/Earmarked/Endowment Fund forming part of the Balance Sheet

Schedule 2A

Particulars	Opening Balance	Receipt	Total	Capital Expenditure	Revenue Exp.	Closing Balance
<b>A. In House Research Projects</b>						
RPS- Architanand Experimental Investigation	4,00,000		4,00,000			4,00,000
RPS- Ajay Mittal	32,991		32,991			32,991
RPS -Alkash Manna(EIFCSM)	4,50,000		4,50,000	1,92,435		2,57,565
RPS -Ankit(Design & Analysis of Solar)	3,00,000		3,00,000	87,384	16,691	1,95,925
RPS -Arshdeep (Investigation on Mech)	2,55,000		2,55,000			2,55,000
RPS - Dheeraj	7,00,000	9,000	7,09,000	6,01,127		1,07,873
RPS-Divya (Password Recovery)	94,250		94,250			94,250
RPS - Gurjeet (Hear Trf Enhancement)	2,53,000		2,53,000			2,53,000
RPS - Har Amrit Sandhu (GIS)	2,40,000		2,40,000	2,39,997		3
RPS - Jagdish (Real Time Implementation)	8,25,000	30,000	8,55,000	3,31,705		5,23,295
RPS- JD Sharma	1,29,258		1,29,258			1,29,258
RPS- Jyoti Kedia	16,272		16,272			16,272
RPS - Kamal(Parameter Optimization)	8,65,000		8,65,000	6,48,375		2,16,625
RPS - Mohit(Effects of Channel Slope)	1,76,000		1,76,000	4,600		1,71,400
RPS- Nagendra Sah	58,317		58,317	-	-	58,317
RPS- N.M.Suri(Dev of Submerged Arc Welding Fluxes)	1,00,000		1,00,000	-	-	1,00,000
RPS- Neena Gupta	1,81,118		1,81,118	-	-	1,81,118
RPS- Neena Gupta(OPTO Electroncis)	46,750	3,650	50,400	50,400		-
RPS-Neena,Divya & Jyoti(Photonic System)	-		-			-
RPS-Sanjeev,DiyaMK (Adv.facility)	14,93,240		14,93,240			14,93,240
RPS-T.K.Jindal & Y.S.Chauhan(Dev.of Pulse Deton)	8,50,252	-	8,50,252		91,657	7,58,595
RPS- Parveen K(ErgonomicsEval of Ind Products)	1,97,214	-	1,97,214		43,722	1,53,492
RPS - Poonam Saini	3,00,000		3,00,000			3,00,000
Rps-Rakesh & Kishori Ji(Aero Deptt)	88,440		88,440		35,988	52,452
RPS -Sandeep K Harit	3,00,000		3,00,000			3,00,000
RPS- RS Walia & NM Suri(EDM PROCESS)	6,99,329		6,99,329			6,99,329
RPS- Sanjeev Kumar	6,75,000		6,75,000			6,75,000
RPS -Sanjeev Kumar (PEC Racing)	3,50,000		3,50,000			3,50,000
RPS Sanjeev (Structure Dielectric)	8,50,000		8,50,000	8,03,925		46,075
RPS-Satyendra Singh	7,85,187		7,85,187		3,56,783	4,28,404
RPS -Shilpa	3,00,000		3,00,000			3,00,000
RPS- SK Mangal(Semi Active )	1,229		1,229			1,229
RPS- SK Singh	77,922		77,922			77,922
RPS- Solar City	-		-			-
RPS -Sudesh Rani(Design & Performance)	8,10,000		8,10,000		3,00,000	5,10,000
RPS - Tejbir Kaur(Experimental Analysis)	4,50,000		4,50,000			4,50,000
RPS - Tejinder(Power Quality Improvement)	4,00,000	5,195	4,05,195	3,88,500	16,695	-




RPS - T K Jindal (Dev of Geothermal Energy)	1,00,000		1,00,000			1,00,000
RPS- Trilok Chand	52,880		52,880			52,880
RPS- Trilok Chand (DAEPSWN)	9,00,000		9,00,000	8,73,998		26,002
RPS-Tripta & Pardeep(Study Mobility)	74,284		74,284			74,284
RPS-Uma Batra & J.D.Sharma(Bioceramic Coatings)	7,52,032	-	7,52,032	3,730	5,708	7,42,594
RPS-Vasundhra & Satyendra (Ionic Liquid)	1,34,147	1,70,000	3,04,147		1,92,360	1,11,787
RPS-Vasundhra Singh (SMSNCWT)	3,00,000		3,00,000	2,57,657	24,812	17,531
RPS- Uma Batra(Enhancement Using Sintering Additive	79,506		79,506		29,450	50,056
RPS-UMA (Material Characterization Lab)	1,50,113		1,50,113			1,50,113
RPS-V Rihani & Neelu Jain	6,85,994		6,85,994			6,85,994
<b>TOTAL (A)</b>	<b>1,69,79,725</b>	<b>2,17,845</b>	<b>1,71,97,570</b>	<b>44,83,833</b>	<b>11,13,866</b>	<b>1,15,99,871</b>



B. Sponsored Project DR&PD

Particulars	Opening Balance	Receipt	Interest Earned	Total	Capital Expenditure	Revenue Exp.	Closing Balance
Project Scheme SC Dhawan - 10	44,155		1,754	45,909	-	-	45,909
Project Scheme SC Dhawan - 8	4,31,833		17,157	4,48,990	-	-	4,48,990
RPS-AK Lall ( Estd of New National MEMS Design Cen)	42,462	1,50,000	3,460	1,95,922		1,95,922	-
RPS- Dr. Tilak Thakur(Conference)	22,795		905	23,700			23,700
RPS- Experimental Studies (Sarita Singla)	78,708		3,791	82,499		82,499	-
RPS- Dev.of Cloud (Divya Bansal)	7,98,373		16,906	8,15,279	3,10,259	5,05,020	-
RPS- IBM ( Divya)	6,06,815		24,109	6,30,924			6,30,924
RPS- Intel Dr.N.R.Prakash	4,86,122		16,901	5,03,023	1,16,340	-	3,86,683
RPS- STP (Siby John)	3,28,439	72,000	11,589	4,12,028	-	1,10,446	3,01,582
RPS - VAsundhara Singh(IFCPAR)	-			-			-
RPS-Divya (ITRA)	13,92,983	15,61,000	51,624	30,05,607	2,32,562	5,06,709	22,66,336
RPS-Manoj	9,45,263	10,25,000	31,360	20,01,623	6,45,225	4,78,548	8,77,850
RPS Parveen Kalra		70,000	1,843	71,843		-	71,843
RPS-Manoj Arora		5,00,000		5,00,000		-	5,00,000
<b>TOTAL (B)</b>	<b>51,77,948</b>	<b>33,78,000</b>	<b>1,81,399</b>	<b>87,37,347</b>	<b>13,04,386</b>	<b>18,79,144</b>	<b>55,53,817</b>
Institute R&D Fund (C)	1,05,97,727	8,09,049	-	1,14,06,776	-	3,79,880	1,10,26,896
Consultancy Fund (D)	42,73,925	91,70,951	-	1,34,44,876	-	88,49,225	45,95,651
Consultancy & Other Seminar (E)	-	3,96,500	-	3,96,500	-	2,49,000	1,47,500
<b>Grand Total (A+B+C+D+E)</b>	<b>3,70,29,325</b>	<b>1,39,72,345</b>	<b>1,81,399</b>	<b>5,11,83,069</b>	<b>57,88,219</b>	<b>1,24,71,115</b>	<b>3,29,23,735</b>





Annexure - I

Detail of Bank Accounts	Amount(in Rs.)
SBI 30073122793 (Institute)	2,44,53,740
SBI 10084955302(Fees)	4,49,83,741
SBI 30745004277	6,23,775
SBI 30255719918(Loans & Advances)	51,46,937
<b>Total</b>	<b>7,52,08,193</b>

Annexure - II

Detail of Bank Account (Research Account)	Amount(in Rs.)
SBI 30073124224(Research ConsolidatedA/c)	11747150.00
Sbi- 32702236103 (IBM Divya)	630924.00
Sbi 33450893788 (Manoj Arora)	877850.00
Sbi 33810343272 (P.Kalra)	71843.00
SBI A/C 31472541850(SC DHAWAN)	45909.00
SBI A/C 31472582058 (SC DHAWAN- II)	448990.00
SBI A/C 31472591175 (TILAK THAKUR)	23700.00
SBI A/C 3172584500(SIBY STP)	301582.00
SBI A/c 32735943942 (Neelam R.Parkash)	386683.00
Sbi A/c 33572187764 (Diyva )	2266336.00
PNB A/c 6060000100012248 (Manoj Arora)	5,00,000
<b>Total</b>	<b>1,73,00,967</b>

Annexure - III

Detail of Advance to Employees	Amount(in Rs.)
<b>Car Advance</b>	
Kuldeep Singh	72,000
Parminderjit Singh	99,000
Tejinder P Singh	60,000
Vivek Sood	30,000
	<b>2,61,000</b>
<b>HBA to Employees</b>	
BudhRam, Frash HBA	41,000
Jarnail Singh, Khalasi HBA	1,12,000
Tarsem Kumar	4,20,000
Sanjay Kumar, Khalasi HBA	74,000
Sukhpal, Sweeper	1,83,000
	<b>8,30,000</b>
<b>Two Wheeler Advance</b>	
Geeta Rawat	21,000.00
	<b>21,000</b>
<b>Total</b>	<b>11,12,000</b>



Detail of Advance from Institute fund	Amount(in Rs.)
Alkesh Manna	30000.00
Ankit Yadav	28000.00
Arun Kumar Singh	32000.00
Avtar Singh	25000.00
C.S Jawalkar	15000.00
D.R Prajapati	96000.00
Geeta Arora	3000.00
Gurjeet Singh	28000.00
Har Amrit Singh	16000.00
Jagdish Kumar	28000.00
J.D Sharma	20000.00
Jiwan Singh	43700.00
Kamal Kumar	14000.00
Mamta Sharma(Cont Faculty)	7000.00
Meena Mahajan	23000.00
Nagendra Sah	40000.00
Naveen Kumar	8000.00
Neelu Jain	24000.00
N.M Suri	16900.00
Perminderjit Singh	26000.00
P. S Satsangi	5000.00
Puneet Chawla	16000.00
Rahul Vaishya	24000.00
Rajesh Kumar	16000.00
Rakesh Kumar Ass.Prof.	17500.00
RM Belokar	28000.00
R.K mahajan	24440.00
Sanjeev Kumar	27000.00
Sanjeev Kumar App.Sci.	18000.00
Shalom Akhi	20000.00
Siby John	159000.00
S.K Mangal	200000.00
S.K.Soni	24000.00
Tarlochan Kaur	96000.00
T.K Jindal	227200.00
Uma Batra	21000.00
Umesh Sharma	110400.00
<b>Total</b>	<b>15,57,140</b>




Detail of Advance from SSF	Amount(in Rs.)
Arshdeep Singh	75000.00
Ayush Sharma	3000.00
Balwinder Singh	56000.00
Kamal Kumar	5000.00
K.K Gogna	1198650.00
Kulwant Singh	5000.00
Loveleen Adv	77000.00
Manoj Kumar	222470.00
Meena Mahajan	83400.00
Pec Fest Adv.2014	1800000.00
Rahul O Vaishya	12900.00
Rakesh Kumar	70000.00
Raminder Kaur	6000.00
Rintu Khanna	83070.00
R.K Mahajan Mett.	8000.00
R.M Belokar	261731.00
Sudesh Rani	5000.00
Sushant Sameer	335102.00
T.K Jindal Adv.	46800.00
Vyom Tech Fest 2013 Adv	500000.00
<b>Total</b>	<b>48,54,123</b>

Annexure - VI

Detail of Advance from R & D Fund	Amount(in Rs.)
Divya Bansal	1,90,000
<b>Total</b>	<b>1,90,000</b>

Annexure - VII

Detail of Income Tax Recoverable From Staff	Amount(in Rs.)
Rajendra belokar	600.00
Kamal k gogna	1400.00
Nagendra sah	5500.00
Anita khanna	9000.00
Rajesh kumar	3400.00
Sumati mahajan	440.00
Narendra mohan	91000.00
Raminder k puri	50.00
Poonam sains	9800.00
Mohit kumar	200.00
Usha	550.00
Surjit singh banga	140.00
Rajinder kumar	1300.00
P.V Therja	74500.00
Ashok kumar	66000.00
<b>Total</b>	<b>2,63,880</b>



PEC UNIVERSITY OF TECHNOLOGY  
SECTOR 12 CHANDIGARH

(Amount in Rs)

RECEIPTS AND PAYMENTS ACCOUNT FOR THE YEAR ENDED 31.03.2015

RECEIPTS	CURRENT YEAR	PREVIOUS YEAR	PAYMENTS	CURRENT YEAR	PREVIOUS YEAR
I. Opening Balance			I. Expenses		
a.) Cash in Hand	0.00	0.00	a.) Establishment Expenses	32,00,89,937.00	27,40,11,304.00
b.) Bank Balance			b.) Academic Expenses	3,95,07,083.00	3,06,93,670.00
i) Deposit Accounts	300000000.00	196469482.00	c.) Administrative and General Expenses	5,74,90,448.00	6,75,65,010.00
ii) Saving Accounts	169936688.66	25244098.12	d.) Transportation Expense	3,29,290.00	3,88,591.00
			e.) Repair & Maintenance	10,11,057.00	9,58,018.00
II. Grant Received			II. Payments Against Earmarked / Endowment Funds (Student Service Fund)	3,08,18,408.00	3,92,34,480.00
Non- Plan Grant Received (Chandigarh Administration)	220000000.00	210000000.00			
Plan Grant Received (Chandigarh Administration)	153000000.00	140000000.00	III. Payment Against In House Project / Scheme / R&D / Consultancy Fund	1,50,75,804.00	2,06,49,719.00
III. Academic Receipts	162559721.36	152364364.54	IV. Payment Against Sponsored Projects	31,83,530.00	18,42,477.00
IV. Receipts Against Earmarked / Endowment Funds (Student Service Fund)	39239042.00	49970297.00	V. Expenditure on Fixed Assets and Capital Work in Progress (Net)		
V. Receipts Against In House Projects / Scheme / R&D / Consultancy Fund	10594345.00	23754323.00	a.) Fixed Assets	6,88,54,859.00	3,02,63,118.00
VI. Receipts against Sponsored Projects	3378000.00	4054080.00	b.) Capital Work in Progress	4,17,76,454.00	21,41,01,915.00
VII. Income on Investments from			VI Other Payments including statutory Payments		19,76,29,401.00
a.) Earmarked / Endowment Fund	20102491.00	3488328.00	VII Deposits and Advances	1,66,32,752.00	
b.) Other Investments	0.00	0.00	Opening TEQIP Fund Transferred Testing Fee Transferred to R&D Fund		1,36,47,376.00
VIII Interest Received on			XII Closing Balance		
a.) Bank Deposits	33106161.00	9080621.00	a.) Cash in Hand		
b.) Loans & Advances	820579.00	2941471.00	b.) Bank Balance		
c.) Saving Bank accounts	3555844.00	3053326.00	i) Deposit Accounts	424848211.00	300000000.00
XI Other Income	289014.32	7420.00	ii) Saving Accounts	116566105.34	169936688.66
XII Deposits and Advances	0.00	312356450.00			
XIII Other Receipts including Statutory Receipts (Security Deposits, Earnest Money, M E Self Financing Course Fund, Donation Fund etc)	19602052.00	0.00			
XIV Other Adjustments					
Pension / Leave Encashment / Gratuity received from Govt & Paid in earlier years but wrongly charged to Expenditure in earlier years now rectified		3470730.00			
<b>Total</b>	<b>1,13,61,83,938.34</b>	<b>1,36,34,54,990.66</b>	<b>Total</b>	<b>1,13,61,83,938.34</b>	<b>1,36,34,54,990.66</b>

For DAV & Associates LLP  
Chartered Accountants  
FRN 019295N

*Arvind Badoni*  
(Partner)  
**Arvind Badoni**  
Partner  
DAV & ASSOCIATES LLP  
Chartered Accountants  
R. No. 501770

For PEC University of Technology

Director

Assistant Controller (R & A)

*Saim*  
13/7

*[Signature]*  
*[Signature]*

