

PEC University of Technology, Chandigarh

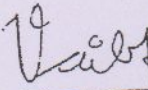
Balance Sheet as at 31 March 2013


Particulars	Schedule	Balance as at	Balance as at
		31 March 2013 in Rs.	31 March 2012 in Rs.
<u>CORPUS/CAPITAL FUND AND LIABILITIES</u>			
Corpus Fund	1	6,30,51,532.15	6,30,51,532.15
Reserve and surplus Fund	2	34,44,07,538.46	14,98,95,558.47
Earmarked/ Endowment Funds	3	17,00,08,172.10	13,33,49,003.10
Earmarked Unspent Grant in Aid	4	2,47,00,000.00	5,19,00,000.00
Current Liability and Provisions	5	26,49,79,686.60	24,61,15,971.60
TOTAL		86,71,46,929.31	64,43,12,066.32
<u>ASSETS</u>			
Fixed Assets	6	8,20,13,776.19	6,44,86,520.61
Current Assets, Loans and Advances	7	78,51,33,153.12	57,98,25,545.71
TOTAL		86,71,46,929.31	64,43,12,066.32

Significant accounting policies
Notes to the financial statements

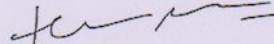
12
15


For Prem Ravinder & Co.
Chartered Accountants


Vaibhav Garg
Partner



For PEC University of Technology


Director


Assistant Controller (F & A)
23/9/13

Place : Chandigarh

Date : 25-09-2013

PEC University of Technology, Chandigarh

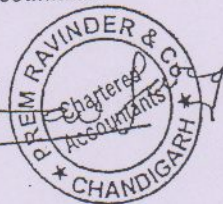
Income and Expenditure Account for the year ended 31 March, 2013

Particulars	Schedule	For the year ended	For the year ended
		31 March 2013	31 March 2012
		in Rs.	in Rs.
Income			
i) Government Fund:- Grant	8	21,00,00,000.00	19,00,72,000.00
ii) Non-Government Fund:- Fees/Subscriptions	9	14,10,90,077.62	12,26,72,826.35
Interest Earned	10	2,27,86,176.79	1,70,95,638.86
Other Income	11	86,23,215.00	45,71,831.00
TOTAL		38,24,99,469.41	33,44,12,296.21
Expenditure			
Establishment expenses	12	25,19,38,078.00	22,87,78,518.00
Other administrative expenses	13	7,64,55,183.00	8,23,02,754.00
Depreciation	5	2,06,28,320.42	1,51,38,732.03
TOTAL		34,90,21,581.42	32,62,20,004.03
Balance being surplus/ (deficit) carried to Reserve and surplus fund		3,34,77,887.99	81,92,292.18

Significant accounting policies 14
Notes to the financial statements 15

For Prem Ravinder & Co.
Chartered Accountants

Vaibhava
Partner



For PEC University of Technology

[Signature]
Director

[Signature]
Assistant Controller (F & A)

Place : Chandigarh
Date : 25-09-2013

PEC University of Technology, Chandigarh

Schedules forming part of financial statements for the year ended 31 March 2013

Schedule - 1
Corpus Fund

Particulars	As at 31 March 2013	As at 31 March 2012
Balance at the beginning of the year	6,30,51,532.15	6,30,51,532.15
Less: Excess of Expenditure over Income	6,30,51,532.15	6,30,51,532.15
Total		

Schedule - 2
Reserve and surplus Fund

Particulars	As at 31 March 2013	As at 31 March 2012
Balance at the beginning of the year	14,98,95,558.47	14,21,05,789.29
Less : Interest transferred to schemes	(1,09,14,277.00)	(4,02,523.00)
Add : Excess of income over expenditure	3,34,77,887.99	81,92,292.18
Add: assets created out of research schemes	17,19,48,369.00	-
Total	34,44,07,538.46	14,98,95,558.47

Schedule - 3
Earmarked/Endowment Funds

Particulars	As at 31 March 2013				As at 31 March 2012
	Government Ledger Salary	R&D Fund	Student Services Fund	Total	
Revenue Fund	2,17,287.00	1,97,03,941.10	11,34,27,775.00	13,33,49,003.10	12,02,45,965.10
Opening Balance	-	6,36,16,987.00	3,85,95,900.00	10,22,12,887.00	4,69,12,084.00
Add:	-	1,80,949.00	-	1,80,949.00	1,61,335.00
Addition to the fund	-	8,35,01,877.10	15,20,23,675.00	23,57,42,839.10	16,73,19,384.10
Interest Earned	2,17,287.00	-	-	-	-
Total		(2,33,60,296.00)	(2,16,41,461.00)	(4,50,01,757.00)	(2,84,06,938.00)
Less :	-	(2,07,32,910.00)	-	(2,07,32,910.00)	(55,63,443.00)
Revenue Expenditure during the year	-	-	-	-	-
Capital Expenditure during the year	2,17,287.00	3,94,08,671.10	13,03,82,214.00	17,00,08,172.10	13,33,49,003.10
Net Balance					



Schedules forming part of financial statements for the year ended 31 March 2013

Schedule - 4

Detail of Earmarked Unspent Grant in Aid

Particulars	As at 31 March 2013	As at 31 March 2012
Unspent Grant	2,47,00,000.00	5,19,00,000.00
Total	2,47,00,000.00	5,19,00,000.00

The unspent Grant for specifically provided for Construction of New Academic Block & extension of Shivalik Hostel

Schedule - 5

Current Liabilities and Provisions

Particulars	As at 31 March 2013	As at 31 March 2012
A. Current Liabilities :		
Earnest Money	15,00,832.00	12,62,815.00
Liability toward Pension/Gratuity	19,15,70,423.00	19,15,70,423.00
Pension Payable to Trust	3,00,00,000.00	-
Pension Payable (Board of Trustee)	3,30,591.00	-
CPS Pension Fund	2,90,562.60	1,97,95,786.60
M.E. Self Financed Course	1,03,63,893.00	48,15,816.00
Other (Donation)	88,153.00	-
Community Centre Security	18,400.00	13,900.00
Student Security	1,11,35,025.00	1,05,34,525.00
Total (A)	24,52,97,879.60	22,79,93,265.60
B. Provisions :		
Salary Payable	1,28,69,313.00	1,19,28,034.00
CPS Fund Payable	4,08,992.00	3,69,518.00
Telephone Payable	52,964.00	53,974.00
Electricity Charges Payable	8,50,002.00	7,19,660.00
Water Charges Payable	6,60,772.00	6,45,400.00
Rent/Licence Fee Payable	5,280.00	5,024.00
HBA Loan Payable	53,940.00	48,190.00
Court Recoveries Payable	17,805.00	24,295.00
LIC Payable	1,41,721.00	1,18,790.00
GPF Payable	29,24,607.00	26,82,820.00
GIS Payable	18,795.00	18,975.00
Statutory liabilities	13,10,969.00	11,36,293.00
Hostel Share Payable	1,91,331.00	1,23,400.00
Rent Payable to Chd Admn	1,75,316.00	2,48,333.00
Total (B)	1,96,81,807.00	1,81,22,706.00
TOTAL (A+B)	26,49,79,686.60	24,61,15,971.60



PEC University of Technology, Chandigarh

Schedules forming part of financial statements for the year ended 31 March 2013

Schedule - 7
Current assets, Loans and advances

Particulars	As at 31 March 2013	As at 31 March 2012
A. Current assets :		
Bank balances :		
-In Saving accounts	20,04,85,574.84	17,84,27,173.22
-In Fixed Deposits	18,75,00,000.00	15,00,01,000.00
Interest Accrued but not due	89,69,482.00	51,63,851.21
Bank Balance in Research Schemes	1,52,68,776.68	1,45,34,426.68
CPS Pension Fund		
CPS Fund SBI 30099999682	5,35,098.60	33,34,866.60
NPS (Bank of India)	-	1,64,60,920.00
	5,35,098.60	1,97,95,786.60
ME Ind. Design (SBI 741)	12,23,554.00	7,90,726.00
ME CSE -IS (SBI 150)	70,59,109.00	34,33,190.00
ME TQEM (SBI-303)	20,81,230.00	5,91,900.00
PNB-3446 (FDF)	28,35,051.00	13,10,000.00
PNB-3455 (CF)	28,13,678.00	13,10,000.00
PNB-3482	80,76,351.00	-
PNB-3464 (MF)	28,14,282.00	13,10,000.00
PNB-3473 (ERF)	28,13,678.00	13,10,000.00
	1,93,53,040.00	52,40,000.00
INSTITUTE (R&D)SBI-3124	64,37,715.00	30,23,175.00
Total (A)	44,89,13,580.12	38,10,01,228.71
B. Loans and advances		
Advance from Institute Fund	10,31,740.00	8,88,546.00
Advance From Consultancy Fund	35,000.00	45,000.00
Advance from R & D Fund	30,000.00	-
Advance for in House Research Project	14,35,386.00	25,43,258.00
Advance for capital projects	10,33,43,750.00	-
Advance to Supplier	37,210.00	37,210.00
Advance to Employees		
Scooter Advance	45,400.00	1,12,200.00
Car Advance	5,28,200.00	5,37,800.00
House Building Advance	15,56,000.00	11,23,000.00
Festival Advance	2,65,800.00	2,29,850.00
Advance from SSF	27,72,475.00	7,66,035.00
Advance from TEQIP Fund	1,14,336.00	-
Security Deposit	1,40,182.00	1,40,182.00
TDS Recoverable (Previous years)	29,44,089.00	29,44,089.00
TDS Recoverable (2010-11)	2,23,617.00	2,23,617.00
TDS Recoverable (2011-12)	2,82,337.00	2,82,337.00
TDS Recoverable (2012-13)	10,73,354.00	-
Additional Tax deposited	3,00,00,000.00	-
Receivable From Pension Trust	16,75,504.00	-
Receivable from students	5,85,500.00	8,51,500.00
Recoverable from Government	18,80,99,693.00	18,80,99,693.00
Total (B)	33,62,19,573.00	19,88,24,317.00
TOTAL (A+B)	78,51,33,153.12	57,98,25,545.71



SCHEDULE OF FIXED ASSETS

Name of assets	Rate %	Opening balance as at 01.04.2012	Addition on or before 30.9.2012	Addition after 30.9.2012	Sale/adjustment during the year	Closing balance as at 31.3.2013	Depreciation during the year	W D V as at 31.3.2013
Building	0.05	1,99,85,032.11	-	-	-	1,99,85,032.11	9,99,251.61	1,89,85,780.50
Computer system	0.60	28,758.78	-	-	-	28,758.78	17,255.27	11,503.51
Library Books	0.60	2,527.10	-	-	-	2,527.10	1,516.26	1,010.84
Equipments	0.15	1,09,826.92	-	-	-	1,09,826.92	16,474.04	93,352.88
Invertors	0.15	33,641.07	-	-	-	33,641.07	5,046.16	28,594.91
LCD projector	0.15	2,83,183.56	-	-	-	2,83,183.56	42,477.53	2,40,706.03
Plant & machinery	0.15	33,881.98	-	-	-	33,881.98	5,082.30	28,799.68
Science Equipment	0.15	4,67,171.31	-	-	-	4,67,171.31	70,075.70	3,97,095.61
Air conditioner	0.15	52,029.05	-	-	-	52,029.05	7,804.36	44,224.69
Calculator	0.15	491.51	-	-	-	491.51	73.73	417.78
EPABX	0.15	7,68,357.71	-	-	-	7,68,357.71	1,15,253.66	6,53,104.05
Microcontroller Kit	0.15	18,141.22	-	-	-	18,141.22	2,721.18	15,420.04
Mobile Set	0.15	8,207.03	-	-	-	8,207.03	1,231.05	6,975.98
Xerox machine	0.15	3,29,543.92	-	-	-	3,29,543.92	49,431.59	2,80,112.33
Cycle	0.15	2,788.80	-	-	-	2,788.80	418.32	2,370.48
Electric Installation	0.15	1,64,605.08	-	-	-	1,64,605.08	24,690.76	1,39,914.32
Furniture & Fixtures	0.10	79,518.99	-	-	-	79,518.99	7,951.90	71,567.09
TOTAL (A)		2,23,67,706.14	-	-	-	2,23,67,706.14	13,66,755.42	2,10,00,950.72
ASSETS OUT OF PLAN								
Air Conditioner(Plan)	0.15	12,35,798.86	-	-	-	12,35,798.86	1,85,369.83	10,50,429.03
Equipments(Plan)	0.15	11,47,398.17	1,13,188.00	6,05,347.00	-	18,65,933.17	2,34,488.95	16,31,444.22
Networking(plan)	0.60	16,73,392.53	19,29,651.00	-	-	36,03,043.53	21,61,826.12	14,41,217.41
Computer Software (Plan)	0.60	25,19,813.50	1,54,944.00	33,87,879.00	-	60,62,636.50	26,21,218.20	34,41,418.30
Computer System (Plan)	0.60	28,80,611.38	4,07,620.00	34,14,602.00	-	67,02,833.38	29,97,319.43	37,05,513.95
Coolers (plan)	0.10	33,723.88	-	60,544.00	-	94,267.88	6,399.59	87,868.29




Name of assets	Rate %	Opening balance as at 01.04.2012	Addition on or before 30.9.2012	Addition after 30.9.2012	Sale/adjustment during the year	Closing balance as at 31.3.2013	Depreciation during the year	W D V as at 31.3.2013
Furniture & Fixture(plan)	0.10	11,19,985.87	29,341.00	1,53,886.00	-	13,03,212.87	1,22,626.99	11,80,585.88
Generator (Plan)	0.15	8,462.75	-	-	-	8,462.75	1,269.41	7,193.34
Invertors(plan)	0.15	66,023.17	-	-	-	66,023.17	9,903.48	56,119.69
Library books	0.60	35,26,692.00	5,85,510.00	44,44,039.00	-	85,56,241.00	38,00,532.90	47,55,708.10
LCD projector(plan)	0.15	20,68,720.85	3,70,089.00	1,08,820.00	-	25,47,629.85	3,73,982.98	21,73,646.87
Micro controlerkit(plan)	0.15	3,26,175.92	3,86,344.00	3,54,658.00	-	10,67,177.92	1,33,477.34	9,33,700.58
TEQIP								
- Computer System	0.60	-	-	19,91,325.00	-	19,91,325.00	5,97,397.50	13,93,927.50
- Equipments	0.15	-	-	47,57,044.00	-	47,57,044.00	3,56,778.30	44,00,265.70
Science Equipments(plan)	0.15	1,59,56,414.72	6,28,563.00	22,72,990.00	-	1,88,57,967.72	26,58,220.91	1,61,99,746.81
UPS(plan)	0.60	3,17,388.98	-	1,81,853.00	-	4,99,241.98	2,44,989.29	2,54,252.69
Xerox Machine(plan)	0.15	1,56,251.78	1,60,877.00	3,91,527.00	-	7,08,655.78	76,933.84	6,31,721.94
Photocopier (Plan)	0.15	68,114.60	-	-	-	68,114.60	10,217.19	57,897.41
Vehicles	0.15	11,66,120.80	-	-	-	11,66,120.80	1,74,918.12	9,91,202.68
TOTAL (B)		3,42,71,089.76	47,66,127.00	2,21,24,514.00	-	6,11,61,730.76	1,67,67,870.37	4,43,93,860.39
IN HOUSE SCHEMES :-								
Computers Systems	0.60	6,57,358.72	-	-	-	6,57,358.72	3,94,415.23	2,62,943.49
Scientific Equipment	0.15	71,90,365.99	23,44,725.00	89,20,210.00	-	1,84,55,300.99	20,99,279.40	1,63,56,021.59
TOTAL (C)		78,47,724.71	23,44,725.00	89,20,210.00	-	1,91,12,659.71	24,93,694.63	1,66,18,965.08
TOTAL (A+B+C)		6,44,86,520.61	71,10,852.00	3,10,44,724.00	-	10,26,42,096.61	2,06,28,320.42	8,20,13,776.19
PREVIOUS YEAR		5,52,16,027.64	47,36,267.00	1,96,72,958.00	-	7,96,25,252.64	1,51,38,732.03	6,44,86,520.61



PEC University of Technology, Chandigarh

Statement showing details of Balances as on 31.03.2013 in respect of R&D / In House Research Projects

Particulars	Opening Balance	Receipt	Interest Earned	Others	Total	Capital Expenditure	Revenue Exp.	Closing Balance
In House Research Projects								
RPS-Divya (Password Recovery)	10,00,000.00	10,00,000.00	-	-	20,00,000.00	13,38,750.00	-	6,61,250.00
RPS- JD Sharma	1,29,258.00	-	-	-	1,29,258.00	-	-	1,29,258.00
RPS- Jyoti Kedia	16,272.00	-	-	-	16,272.00	-	-	16,272.00
RPS- Nagendra Sah	58,317.00	-	-	-	58,317.00	-	-	58,317.00
RPS- N.M.Suri(Dev of Submerged Arc Welding Fluxes)	1,00,000.00	-	-	-	1,00,000.00	-	-	1,00,000.00
RPS- Neena Gupta	1,81,118.00	-	-	-	1,81,118.00	-	-	1,81,118.00
RPS-Neena,Divya & Jyoti(Photonic System)	-	27,00,000.00	-	-	27,00,000.00	-	-	27,00,000.00
RPS-Sanjeev,DiyaMK (Adv.facility)	-	8,00,000.00	-	-	8,00,000.00	-	-	8,00,000.00
RPS-T.K.Jindal & Y.S.Chauhan(Dev.of Pulse Deton)	-	9,00,000.00	-	-	9,00,000.00	-	-	9,00,000.00
RPS- Parveen K(ErgonomicsEval of Ind Products)	25,00,000.00	-	-	-	25,00,000.00	23,91,000.00	-	1,09,000.00
Rps-Rakesh & Kishori Ji(Aero Deptt)	12,03,089.00	8,10,988.00	-	-	20,14,077.00	19,04,989.00	-	1,09,088.00
RPS- RS Walia & NM Suri(EDM PROCESS)	12,23,908.00	-	-	-	12,23,908.00	5,24,579.00	-	6,99,329.00
RPS- Sanjeev Kumar	6,75,000.00	-	-	-	6,75,000.00	-	-	6,75,000.00
RPS-Satyendra Singh	9,34,694.00	-	-	-	9,34,694.00	-	-	9,34,694.00
RPS- SK Mangal(Semi Active)	7,91,187.00	1,80,000.00	-	-	8,81,187.00	8,42,738.00	10,954.00	27,495.00
RPS- SK Singh	77,922.00	-	-	-	77,922.00	-	-	77,922.00
RPS- Solar City	2,14,062.00	-	-	-	2,14,062.00	-	3,000.00	2,11,062.00
RPS- Trilok Chand	52,880.00	-	-	-	52,880.00	-	-	52,880.00
RPS-Tripta & Pardeep(Study Mobility)	-	7,75,000.00	-	-	7,75,000.00	7,00,716.00	-	74,284.00
RPS-Uma Batra & J.D.Sharma(Bioceramic Coatings)	-	10,80,000.00	-	-	10,80,000.00	-	-	10,80,000.00
RPS-Vasundhara & Satyendra (Ionic Liquid)	-	27,20,000.00	-	-	27,20,000.00	25,60,500.00	15,000.00	1,44,500.00
RPS- Uma Batra(Enhancement Using Sintering Additive	1,52,303.00	-	-	-	1,52,303.00	-	40,797.00	1,11,506.00
RPS-UMA (Material Characterization Lab)	15,00,000.00	1,06,814.00	-	-	16,06,814.00	7,18,144.00	-	8,88,670.00
RPS-V Rihani & Neelut Jain	9,95,013.00	-	-	-	9,95,013.00	3,09,019.00	-	6,85,994.00
Sponsored Project DR&PD								
Project Scheme SC Dhawan - 10	40,787.00	-	1,653.00	-	42,440.00	-	-	42,440.00
Project Scheme SC Dhawan - 8	3,98,904.00	-	16,160.00	-	4,15,064.00	-	-	4,15,064.00
RPS-AK Lall (Estd of New National MEMS Design Cen)	52,349.00	3,03,764.00	4,836.00	-	3,60,949.00	1,45,515.00	-	2,15,434.00
RPS -CSIR NET (Gulshan Kumar, SRF)	481.00	-	12.00	-	493.00	-	493.00	-
RPS- CSIR NET (Sukhbir Kaur, SRF)	16,208.00	-	656.00	-	16,864.00	-	-	16,864.00
RPS- Cyber Security Cell (Divya Bansal)	383.00	-	9.00	-	392.00	-	392.00	-
RPS- Dr. Tilak Thakur(Conference)	21,056.00	-	853.00	-	21,909.00	-	-	21,909.00
RPS- Experimental Studies (Sarita Singla)	1,16,780.00	-	4,731.00	-	1,21,511.00	-	-	1,21,511.00
RPS- Dev.of Cloud (Divya Bansal)	-	37,36,025.00	76,168.00	-	38,12,193.00	21,85,171.00	7,08,159.00	9,18,863.00
RPS- HAL Course (YS Chauhan)	32,671.00	-	1,003.00	-	33,674.00	-	33,674.00	-
RPS- IBM (Divya)	-	2,50,000.00	384.00	-	2,50,384.00	-	100.00	2,50,284.00
RPS-Parveen Kalra(Cycle Rickshaw)	9,836.00	-	306.00	-	10,142.00	-	10,142.00	-
RPS- PS Satsangi(SDP)	13,295.00	-	357.00	-	13,652.00	-	13,652.00	-
RPS- Intel Dr.N.R.Prakash	-	4,68,000.00	-	-	4,68,000.00	-	100.00	4,67,900.00
RPS- Sanjeev Sofat(2007)	-	-	19.00	-	1,189.00	-	1,170.00	19.00
RPS-Siby J (Ground Water CHDGIS)	1,170.00	-	19.00	-	1,189.00	-	1,170.00	19.00
RPS- SPATIO (LN Sharma)	11,42,266.00	-	43,030.00	-	11,85,296.00	-	11,85,296.00	-
RPS- STP (Siby John)	1,48,341.00	1,20,000.00	9,019.00	-	2,77,360.00	-	-	2,77,360.00
RPS-TKJindal(Pulse Detonations Propulsion)	2,79,706.00	1,63,058.00	18,371.00	-	4,61,135.00	3,63,420.00	97,715.00	-
RPS - VAsundhara Singh(IFCPAR)	83,492.00	-	3,382.00	-	86,874.00	-	-	86,874.00
TEQIP PROJECT	-	3,22,40,540.00	-	-	3,22,40,540.00	67,48,369.00	1,18,44,795.00	1,36,47,376.00
Institute R&D Fund	-	65,23,583.00	-	-	65,23,583.00	-	1,16,273.00	64,07,310.00
Consultancy Fund	56,31,193.10	87,39,215.00	-	-	1,43,70,408.10	-	92,78,584.00	50,91,824.10
Grand Total	1,97,03,941.10	6,36,16,987.00	1,80,949.00	-	8,35,01,877.10	2,07,32,910.00	2,33,60,296.00	3,94,08,671.10



Schedules forming part of financial statements for the year ended 31 March 2013

Schedule - 8
Grants Utilised

Particulars	For the year ended 31 March 2013	For the year ended 31 March 2012
Opening Balance	5,19,00,000.00	1,00,00,000.00
Add - Grant Recd. Chandigarh Administration	34,80,00,000.00	23,19,72,000.00
Less- Unspent Grant	2,47,00,000.00	5,19,00,000.00
Less- Transfer to Scheme	16,52,00,000.00	-
Grant Utilised	21,00,00,000.00	19,00,72,000.00
	<u>21,00,00,000.00</u>	<u>19,00,72,000.00</u>

Schedule - 9
Fees/Subscriptions

Particulars	For the year ended 31 March 2013	For the year ended 31 March 2012
Income from Tuition/Admission Fee	13,85,56,854.62	11,69,98,549.35
Testing Fee	25,33,223.00	56,74,277.00
	<u>14,10,90,077.62</u>	<u>12,26,72,826.35</u>

Schedule - 10
Interest Earned

Particulars	For the year ended 31 March 2013	For the year ended 31 March 2012
Interest		
-on Fixed Deposits	2,01,40,857.79	1,25,49,089.86
-from Banks	18,98,062.00	43,15,185.00
- on loans & advances	2,12,852.00	1,70,959.00
- on in house schemes	5,34,405.00	60,405.00
	<u>2,27,86,176.79</u>	<u>1,70,95,638.86</u>

Schedule - 11
Other Income

Particulars	For the year ended 31 March 2013	For the year ended 31 March 2012
Hostel/Shop Rent	-	-
Other Income	86,23,215.00	45,71,831.00
	<u>86,23,215.00</u>	<u>45,71,831.00</u>



Schedules forming part of financial statements for the year ended 31 March 2013

Schedule - 12

Establishment expenses

Particulars	For the year ended 31 March 2013	For the year ended 31 March 2012
Salaries, Wages & other Benefits	22,36,13,582.00	19,87,78,518.00
Contribution to BOT Pension Fund	2,83,24,496.00	3,00,00,000.00
	<u>25,19,38,078.00</u>	<u>22,87,78,518.00</u>

Schedule - 13

Other administrative expenses

Particulars	For the year ended 31 March 2013	For the year ended 31 March 2012
Consumables	38,85,029.00	33,02,116.00
Electricity and Power	75,47,910.00	61,24,393.00
Water Charges	69,72,052.00	64,03,817.00
Telephone & Internet Charges	13,41,958.00	10,59,362.00
Printing and Stationary	6,07,611.00	4,18,715.00
Subscription/Contingent Expenses	13,85,286.00	11,41,783.00
Office Expense	2,17,37,072.00	1,52,90,049.00
Registration and Membership Fees	44,613.00	66,547.00
Repair and Maintenance	10,16,483.00	12,70,735.00
Legal and Professional Expenses	7,77,589.00	8,72,303.00
Rent (Chd. Admn)	-	-
Fees & Taxes	7,09,130.00	6,94,730.00
Advertisement and Publicity	23,62,972.00	16,34,725.00
Travelling and Conveyance Expense	21,17,063.00	21,36,082.00
Computers/Books for faculty	4,53,437.00	9,13,125.00
Repair of Infrastructure	-	1,88,38,710.00
Equipment (Departments)	7,52,987.00	3,60,613.00
Scholarship to Student	2,47,43,991.00	2,17,74,949.00
	<u>7,64,55,183.00</u>	<u>8,23,02,754.00</u>



PEC University of Technology, Chandigarh

Detail of Bank Accounts	Amount
SBI 30073122793 (Institute)	3,59,82,334.64
SBI 10084955302(Fees)	16,06,98,501.20
SBI 30745004277	86,707.00
SBI 30255719918(Loans & Advances)	37,18,032.00
Total	20,04,85,574.84

Detail of Bank Account (Research Account)	Amount
SBI-30073124224(Research A/c)	1,24,34,254.68
SBI A/c No. 32370061338 (Divya)	9,18,863.00
SBI A/c No. 32702236103 (IBM Divya)	2,50,284.00
SBI A/c No. 31472541850 (SC DHAWAN I)	42,440.00
SBI A/c NO. 31472582058 (Sc DHAWAN 2)	4,15,064.00
SBI A/c No. 31472582387 (Sukhbir Kaur)	16,864.00
SBI A/c No. 31472584099 (Sarita Singla)	1,21,511.00
SBI A/c No. 31472584500 (Siby STP)	2,77,360.00
SBI A/c No. 32735943942 (Neelam R Parkash)	4,67,900.00
SBI A/c No. 31472585059(Siby Ground Water)	19.00
SBI A/c No. 31472591175(Tilak Thkur)	21,909.00
SBI A/c No. 31472602305(Arun MODROB)	2,15,434.00
SBI A/c No. 31472603591(Vasundhara Singh)	86,874.00
Total	1,52,68,776.68

Detail of Advance to Employees	Amount
Car Advance	
KK Gogna, AP	56,000.00
Kuldeep Singh	1,20,000.00
Parminderjit Singh	1,42,200.00
Tejinder P Singh, AP	1,08,000.00
Vivek Sood AP	1,02,000.00
	5,28,200.00
HBA to Employees	
BudhRam, Frash HBA	1,19,000.00
Jarnail Singh, Khalasi HBA	1,60,000.00
KK Gogna, Lect HBA	2,30,000.00
Tarsem Kumar	6,70,000.00
Sanjay Kumar, Khalasi HBA	1,22,000.00
Sukhpal, Sweeper	2,55,000.00
	15,56,000.00
Two Wheeler Advance	
Ashok Kumar, Sweeper (Scooter Adv)	11,400.00
Rajinder-I Sweeper (Scooter Adv)	12,000.00
Ranbir Singh (scooter advance)	13,000.00



PEC University of Technology, Chandigarh

Sompal, Sweeper	9,000.00	45,400.00
Total		21,29,600.00

Detail of Advance from Institute fund	Amount
Advance to Nodal Centre	5,00,000.00
Avtar Singh	25,000.00
Shiv Narayan	14,900.00
D R Prajapati	25,900.00
Harminder Kaur	81,500.00
Ialit Mohan	41,000.00
Manavjit Kaur	35,200.00
Nagendra Shah	37,000.00
Om prakash	5,000.00
Rajesh Kumar	30,400.00
R.R Singh	13,000.00
Sucheta	80,000.00
Surinder Kumar	10,000.00
RK Mahajan (201)	24,440.00
SIBy John (201)	64,000.00
Tilak Thakur(201)	10,000.00
Uma Batra	20,000.00
Umesh Sharma (201)	14,400.00
Total	10,31,740.00

Detail of Advance from Consultancy Fund	Amount
L.N Sharma	15,000.00
Siby John Civil	20,000.00
Total	35,000.00

Detail of Advance from SSF	Amount
Rintu Khanna	5,000.00
Advance for BAJA-SAE-PEC(Salodkar)	1,81,535.00
R.K Mahajan	8,000.00
Neelam R Prakash	30,000.00
Pec Fest(K K Gogna)	11,98,650.00
Prajapati	6,000.00
Puneet	5,030.00
Rupinder Kaur	3,700.00
Vasundra Singh	19,560.00
Veena Manocha	15,000.00
Vyom Tech Fest	10,00,000.00
Advance to Nodal Centre	3,00,000.00
Total	27,72,475.00



PEC University of Technology, Chandigarh

Detail of Advance from R & D Fund	Amount
Sanjeev Sofat	30,000.00
Total	30,000.00

Detail of Advance from TEQIP fund	Amount
Gagan Deep Adv. TEQIP	55,836.00
Maya Ram Adv. TEQIP	50,000.00
Tal Thakur Adv TEQIP	8,500.00
Total	1,14,336.00



PEC University of Technology, Chandigarh

Detail of Bank Accounts	Amount
SBI 30073122793 (Institute)	3,59,82,334.64
SBI 10084955302(Fees)	16,06,98,501.20
SBI 30745004277	86,707.00
SBI 30255719918(Loans & Advances)	37,18,032.00
Total	20,04,85,574.84

Detail of Bank Account (Research Account)	Amount
SBI-30073124224(Research A/c)	1,24,34,254.68
SBI A/c No. 32370061338 (Divya)	9,18,863.00
SBI A/c No. 32702236103 (IBM Divya)	2,50,284.00
SBI A/c No. 31472541850 (SC DHAWAN I)	42,440.00
SBI A/c NO. 31472582058 (Sc DHAWAN 2)	4,15,064.00
SBI A/c No. 31472582387 (Sukhbir Kaur)	16,864.00
SBI A/c No. 31472584099 (Sarita Singla)	1,21,511.00
SBI A/c No. 31472584500 (Siby STP)	2,77,360.00
SBI A/c No. 32735943942 (Neelam R Parkash)	4,67,900.00
SBI A/c No. 31472585059(Siby Ground Water)	19.00
SBI A/c No. 31472591175(Tilak Thkur)	21,909.00
SBI A/c No. 31472602305(Arun MODROB)	2,15,434.00
SBI A/c No. 31472603591(Vasundhara Singh)	86,874.00
Total	1,52,68,776.68

Detail of Advance to Employees	Amount
Car Advance	
KK Gogna, AP	56,000.00
Kuldeep Singh	1,20,000.00
Parminderjit Singh	1,42,200.00
Tejinder P Singh, Ap	1,08,000.00
Vivek Sood AP	1,02,000.00
	5,28,200.00
HBA to Employees	
BudhRam, Frash HBA	1,19,000.00
Jarnail Singh, Khalasi HBA	1,60,000.00
KK Gogna, Lect HBA	2,30,000.00
Tarsem Kumar	6,70,000.00
Sanjay Kumar, Khalasi HBA	1,22,000.00
Sukhpal, Sweeper	2,55,000.00
	15,56,000.00
Two Wheeler Advance	
Ashok Kumar, Sweeper (Scooter Adv)	11,400.00
Rajinder-I Sweeper (Scooter Adv)	12,000.00
Ranbir Singh (scooter advance)	13,000.00



RECEIPTS AND PAYMENTS FOR THE YEAR ENDED 31.03.2013

(Amount in Rs.)

RECEIPTS	Current Year	Previous Year	PAYMENTS	Current Year	Previous Year
I. Opening Balances			I. Opening Balances		
a) Cash in Hand	-	-			
II. Bank Balances			II. Expenses		
i) SBI 30073122793 (Institute)	2,88,85,853.64	6,19,51,013.64	a) Establishment Expenses	25,09,57,325.00	22,78,28,347.00
ii) SBI 10084955302(Fees)	14,56,89,538.58	10,65,52,705.23	b) Administrative Expenses	7,58,76,835.00	8,20,68,475.60
iii) SBI 30255719918(Loans & Advances)	38,51,780.00	33,57,759.00			
iv) SBI 003145727150 (ME Self Course)	34,33,190.00	8,37,079.00			
v) SBI Scheme	1,45,34,426.68	1,51,18,740.68			
vi) Pension Fund A/c	-	66,14,974.00	III. Payments made against funds for various projects		
vii) CPS Fund	1,97,95,787.60	34,06,882.60	(Name of the fund or project should be shown along with the particulars made for each project)		
viii) GPF Fund	-	12,73,289.60			
ix) GPF Advance	-	47,18,641.00			
x) PNB-3446 (FDF)	13,10,000.00	-			
xi) PNB-3455 (CF)	13,10,000.00	-			
xii) PNB-3464 (MF)	13,10,000.00	-			
xiii) PNB-3473 (ERF)	13,10,000.00	-			
xiv) ME Ind. Design (SBI 741)	7,90,726.00	-			
xv) TQEM (SBI-303)	5,91,900.00	-			
xvi) SBI-3124(R&D)	30,23,175.00	-			
III. Grants Received			IV. Investments and deposits made		
a) From Chandigarh Administration	34,80,00,000.00	23,19,72,000.00	a) Out of Earmarked / Endowment funds (CPS Pension Fund)	-	-
			b) Out of Own Funds (Investment-Others) in FD & RD	20,75,00,000.00	36,30,01,000.00
IV. Income on Investments from			V. Expenditure on Fixed Assets & Capital		
a) Earmarked / Endow. Funds	-	-	Work-in-progress		
b) Own Funds (Oth. Investment)	-	-	a) Purchase of Fixed Assets	3,81,55,576.00	2,44,09,225.00
V. Interest Received			b) Expenditure on Capital Work-in-progress	-	-
a) On Bank accounts	18,98,062.00	43,15,185.00	VI. Refund of surplus money/ Loans		
b) Loans, Advances etc.	2,12,852.00	1,70,959.00	a) To the Government of India	-	-
c) On Fixed Deposits	1,63,35,226.00	1,26,57,545.00	b) To the State Government	-	-
d) On in House Schemes	5,34,405.00	60,405.00	c) To other providers of funds	-	-
VI. Other Income (Specify)			VII. Finance Charges		
a) Income From Tuition Fee	13,85,56,854.62	11,61,47,049.35			
b) Testing Fee	25,33,223.00	56,74,277.00	VIII. Other Payments (Specify)		
c) Rent of Employees Quarter/Shops	-	-	Employee Advance (Net)	-	-
d) Other Income	86,23,215.00	45,71,831.00	Advance for Inhouse Schemes	(11,07,872.00)	1,02,463.00
VII. Amount Borrowed			GPF Fund	-	-
VIII. Any other receipts (give details)			Expenditure from student Services fund	2,16,41,461.00	1,94,95,414.00
Student Services Funds	3,85,95,900.00	3,19,30,789.00	Expenditure from Research Scheme Fund	3,73,44,837.00	1,44,74,967.00
Research Scheme Fund	6,37,97,936.00	1,51,42,630.00	Tax Deducted at Source	10,73,354.00	2,82,337.00
Advances from SSF	16,63,625.00	10,44,434.00	Additional tax deposited	3,00,00,000.00	-
Advances from Institute Fund	30,19,411.00	3,68,540.00	Advances from SSF	36,70,065.00	4,66,035.00
CPS Pension Fund (Net)	(1,95,05,224.00)	62,68,110.00	GPF Fund (Net)	-	14,84,32,912.00
GPF Fund (Net)	-	-	Pension Fund (Net)	-	19,75,27,428.00
Fees receivable from students	2,66,000.00	-	Student Security (Net)	-	2,05,000.00
Pension Trust	3,00,00,000.00	-	Advances from Consultancy Fund	(10,000.00)	45,000.00
Pension Fund (Net)	3,30,591.00	-	Advances from R&D Fund	30,000.00	-
Student Security (Net)	6,00,500.00	-	Receivable From Pension Trust	16,75,504.00	-
Earnest Money	2,38,017.00	2,72,000.00	Interest Transferred to Schemes	1,09,14,277.00	4,02,523.00
Community Centre Security (Net)	4,500.00	3,200.00	Advances from TEQIP Fund	1,14,336.00	-
FD Matured	17,00,01,000.00	66,63,89,635.00	Advances for capital projects	10,33,43,750.00	-
Cheque Pending Encashment	-	(2,56,076.00)	Advances from Institute Fund	31,62,605.00	4,06,696.00
Other (Donation)	88,153.00	-	IX. Closing Balances		
ME Self Financed Course (Net)	55,48,077.00	39,78,737.00	a) Cash in hand	-	-
TDS Refund	-	2,97,940.00	b) Bank Balances		
Employee Advance (Net)	(3,92,550.00)	3,66,115.00	i) SBI 30073122793 (Institute)	3,59,82,334.64	2,88,85,853.64
			ii) SBI 10084955302(Fees)	16,06,98,501.20	14,56,89,538.58
			iii) SBI 30255719918(Loans & Advances)	37,18,032.00	38,51,780.00
			iv) SBI 003145727150 (ME Self Course)	70,59,109.00	34,33,190.00
			v) SBI Scheme	1,52,68,776.68	1,45,34,426.68
			vi) CPS Fund	5,35,098.60	1,97,95,787.60
			vii) PNB-3446 (FDF)	28,35,051.00	13,10,000.00
			viii) PNB-3455 (CF)	28,13,678.00	13,10,000.00
			ix) PNB-3464 (MF)	28,14,282.00	13,10,000.00



PEC UNIVERSITY OF TECHNOLOGY, CHANDIGARH

RECEIPTS AND PAYMENTS FOR THE YEAR ENDED 31.03.2013

RECEIPTS			PAYMENTS	(Amount in Rs.)	
	Current Year	Previous Year		Current Year	Previous Year
			x) PNB-3473 (ERF)	28,13,678.00	13,10,000.00
			xi) ME Ind. Design (SBI 741)	12,23,554.00	7,90,726.00
			xii) TQEM (SBI-303)	20,81,230.00	5,91,900.00
			xiii) SBI 30745004277	86,707.00	
			xiv) PNB-3482	80,76,351.00	
			xv) SBI-3124(R&D)	64,37,715.00	30,23,175.00
TOTAL	1,03,67,86,151.12	1,30,52,06,390.10	TOTAL	1,03,67,86,151.12	1,30,52,06,390.10

For Prem Ravinder
Chartered Accountant
Vaibhav Garg
Partner



For PEC University of Technology

[Signature]
Director

[Signature]
Assistant Controller (F & A)

SCHEDULE-14

1. Significant accounting Policies

1.1 Basis of preparation

The financial statements are prepared under the historical cost convention, in accordance with the Indian Generally Accepted Accounting Principles (GAAP), Accounting Standards issued by the Institute of Chartered Accountants of India.

Accounting policies not specifically referred to otherwise are consistent and in consonance with generally accepted accounting principles and mandatory accounting standards.

1.2 Use of estimates

The preparation of financial statements, in conformity with GAAP, requires management to make estimates that affect the reported amounts of assets and liabilities, disclosure of contingent assets and liabilities at the date of the financial statements and the reported amounts of revenues and expenses during the reporting period.

1.3 Fixed Assets

Fixed Assets acquired by the society are valued at cost of acquisition inclusive of inward freight, duties & taxes & incidental expenses related to acquisition.

1.4 Depreciation

Depreciation has been provided on Written Down Value Method at the rates specified in the Income Tax Act, 1961.

1.5 All purchases for Supplies, Inventory, Consumables, Stores & Spares etc. are treated as expenditure at the time of purchase.

1.6 Revenue Recognition

All revenue from Student Fee and other receipts are recognized on accrual basis.

1.7 Expenditure

Expenses are accounted for on the accrual basis and provisions are made for all known losses and liabilities.

1.8 Retirement Benefits

The Contribution towards recognized Provident Fund is accounted for on accrual basis. Other retirement benefits such as gratuity, leave encashment and pension are accounted for on estimated basis.

1.9 Grants

Grant received by the society for specific purpose are utilized for the purpose & the unspent balance is shown under the head current liabilities. Depreciation on fixed



Schedule forming part of Financial Statements for the year ended 31 March 2013

assets purchased out of Grant in Aid are recognised in Income and Expenditure account.

- 1.10 Interest earned on Fixed Deposit made out of specific funds i.e. Contributory Pension Scheme & other sponsored schemes etc. are credited to respective Fund/schemes accounts. However interest earned on Grant are treated as income of the institution.



SCHEDULE - 15

2. Notes To Accounts

- 2.1 Fixed Assets appearing in the books of account of PEC, Chandigarh Administration as on 1st day of October, 2004, the effective date of transfer of assets from Chandigarh Administration to the Society, pursuant to clause No 34 of the Notification No 11/23/152-III(2)-2004/12556 dated 8.7.2004 issued by Home department, Chandigarh Administration have not yet been transferred to the society. These fixed assets have not been included in the Fixed Assets and consequently no depreciation for the same has been provided in the books of account of the Society.
- 2.2 In the opinion of the Board of Governors, Current Assets, Loans & Advances have the value at which they are stated in the Balance Sheet, If realized in the ordinary course of business.
- 2.3 Other Income includes income from fines, transcript fee & other Charges collected from students and RTI Fees etc. received. Further Income from Student/Tuition Fee received are subject to reconciliation. Further Bank Balances under the some entries are outstanding in Bank Reconciliation statement of Research Scheme(Main) for want of necessary details from the bank.
- 2.4 Punjab Engineering College, Chandigarh has been registered as a Society vide Registration No. 3586 of 2003 dated 29.09.2003 by Registrar of Firms & Societies, UT, Chandigarh. Subsequently the Govt. of India vide its notification dated 16.10.2003 notified Punjab Engineering College as Deemed University. Further name of the Society has been changed as PEC University of Technology.
- 2.5 PEC University of Technology (earlier Punjab Engineering College, Deemed University, Chandigarh) has been granted registration under section 12AA of Income Tax Act, 1961 by the Commissioner of Income Tax-1, Chandigarh, w.e.f. 29.9.2003, however the Punjab Engineering College is an educational institution existing solely for educational purposes and not for purposes of profit and is substantially financed by the Government entitled for exemption under section 10(23C)(iiiab).
- 2.6 Liability towards Pension/Gratuity/Leave Encashment amounting to Rs. 19.16 Crores was provided on the basis of estimates given by LIC in respect of liability for Pension/Gratuity/Leave Encashment for past services up to 01.01.2006 in earlier years and the same is still shown as outstanding as on 31.03.2013 and the amount of Rs.18.81 crores is also shown as recoverable from Govt.

The Institute has created a Board of Trustee Pension Fund for future payment of retirement pension to employees and the funds are deposited into Fixed Deposits and Savings Account in the name of trustee fund. Balances under these funds as on 01.04.2008 and equivalent liability towards Pension Funds were incorporated into accounts of the institution on 01.04.2008. However the Institute has now formed separate Trust in the name of PEC University of Technology Provident Fund Trust & BOT Pension Fund w.e.f. 01.04.2011 as such the Balances of Fixed Deposits and Savings Account in the name of trustee fund as on 01.4.2011 and corresponding Liability shown in the Balance Sheet of the Institute, have been transferred to accounts of PEC University of Technology Provident Fund Trust & BOT Pension Fund.



Schedule forming part of Financial Statements for the year ended 31 March 2013

2.7 No provision has been made for Rs.10,00,51,360.00 in respect of Income Tax demand raised as per orders dated 05.02.2012 by the Asst.Commissioner of Income Tax, Circle(1), Chandigarh for the Asst.Years 2006-07, 2007-08 and 2007-08, however a sum of Rs.3.00.00.000.00 has been deposited against the same under protest and the appeals are pending against the said orders.

Further no provision has been made in the accounts for Rs.77,05,503.00 in respect of Income Tax demand raised as per orders dated 25.03.2013 Dy.Commissioner of Income Tax, Chandigarh for the Financial year 2009-10 and 2010-11 on account of non-deduction of contribution made by the employees to provident fund. The same is also under appeal.

2.8 Previous year figures have been regrouped/reclassified, wherever necessary to conform to current year's classification.

Assistant Controller (F& A)

Director

Place : Chandigarh

Date : 25-09-2013

