

**PUNJAB ENGINEERING COLLEGE (DEEMED TO BE UNIVERSITY)**  
**SECTOR 12 CHANDIGARH**  
**CONSOLIDATED BALANCE SHEET AS AT 31.03.2023**

(Amount in Rs.)

SOURCE OF FUNDS	Schedule	Current Year	Previous Year
<b>UNRESTRICTED FUND</b>			
Corpus	1	1,76,38,49,857	1,72,95,65,933
Grant in Kind (for COE)	1A	80,58,81,061	97,88,05,058
Designated/Earmarked/Endowment Fund	2	54,31,81,006	49,64,34,155
Current Liabilities & Provisions	3	10,75,27,563	6,45,27,264
<b>TOTAL</b>		<b>3,22,04,39,487</b>	<b>3,26,93,32,410</b>
APPLICATION OF FUNDS	Schedule	Current Year	Previous Year
<b>FIXED ASSETS</b>			
Tangible Assets	4	1,34,72,26,951	1,52,31,69,658
Intangible Assets			
Capital Work-in-Progress	4	15,39,77,551	18,95,47,615
<b>CURRENT ASSETS</b>	5	1,68,71,91,952	1,52,98,80,822
<b>LOANS, ADVANCES &amp; DEPOSITS</b>	6	3,20,43,033	2,67,34,315
<b>TOTAL</b>		<b>3,22,04,39,487</b>	<b>3,26,93,32,410</b>
Significant Policies and Notes on Accounts	19		

FOR NAV &amp; Co

For Punjab Engineering College (Deemed to be University)



(CA VIKAS BANSAL)

M.No. - 522747

(Partner)

CHARTERED ACCOUNTANT  
(ERN - 023868N)



  
Director  
27.10.2023

Assistant Controller (F &amp; A)

  
Assistant Controller F&A  
Punjab Engineering College  
(Deemed to be University)  
Chandigarh

Registrar

  
Registrar  
Punjab Engineering College  
(Deemed to be University),  
Sector-12, Chandigarh.

Place : Chandigarh

Date : 28-10-2023

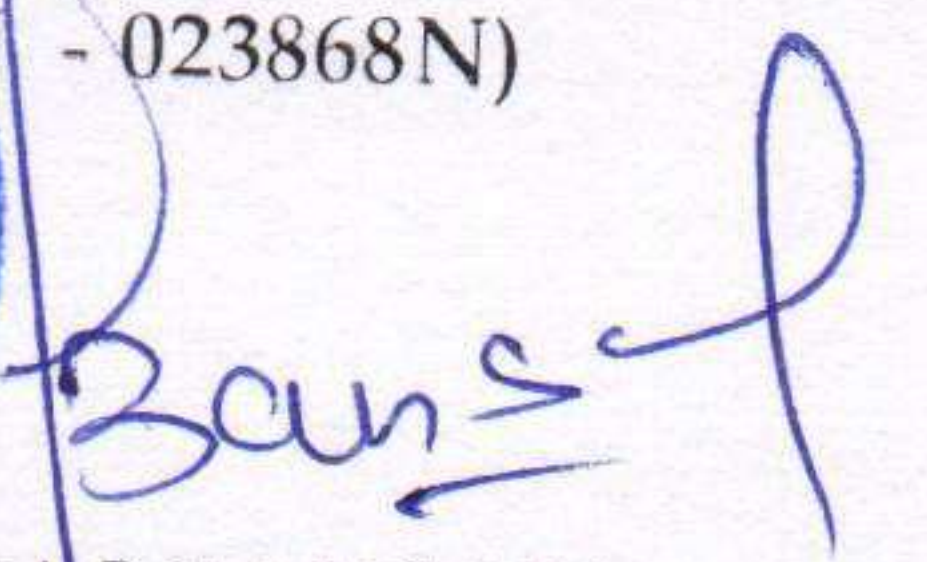
UDIN: 23522747B01XBR15065

  
Director  
Punjab Engineering College  
(Deemed to be University)  
Chandigarh



**PUNJAB ENGINEERING COLLEGE (DEEMED TO BE UNIVERSITY)**  
**SECTOR 12 CHANDIGARH**  
**CONSOLIDATED INCOME AND EXPENDITURE ACCOUNT**  
**FOR THE YEAR 01.04.2022 TO 31.03.2023**



Particulars	Schedule	(Amount in Rs.)	
		Current Year	Previous Year
<b>A. INCOME</b>			
Academic Receipts	7	45,55,75,380	41,49,64,658
HOSTEL Income	8	9,50,09,869	3,56,46,357
TEQIP Income	9	1,39,292	13,94,427
Grant & Donations	10	63,39,64,000	63,42,85,000
Other Income	11	9,77,45,486	7,21,92,360
Grant in KIND (for COE) (To the extent of depreciation on assets acquired in KIND)	1A	17,29,23,997	22,39,13,126
<b>TOTAL (A)</b>		<b>1,45,53,58,024</b>	<b>1,38,23,95,928</b>
<b>B. EXPENDITURE</b>			
Staff Payment & Benefits(Establishment Expenses)	12	82,84,53,817	58,14,71,635
Academic Expenses	13	2,21,69,957	2,82,24,181
Administrative and General Expenses	14	21,88,49,300	14,89,86,685
Transportation Expense	15	7,08,960	3,90,900
Repair & Maintenance	16	4,00,08,113	79,43,828
Increase/Decrease in Stock (HOSTEL)	17	2,27,002	(6,71,148)
Depreciation	4	26,75,48,936	32,10,61,858
<b>TOTAL (B)</b>		<b>1,37,79,66,084</b>	<b>1,08,74,07,939</b>
<b>C. Surplus / (Deficit) Before Appropriations (A-B)</b>		<b>7,73,91,940</b>	<b>29,49,87,989</b>
<b>D. APPROPRIATIONS TO FUNDS</b>	18	<b>4,34,18,633</b>	<b>3,39,67,045</b>
Fund			
<b>E. Balance being Surplus/ (Deficit) carried to Capital Fund (C-D)</b>		<b>3,39,73,307</b>	<b>26,10,20,943</b>
Significant Policies and Notes on Accounts	19		

FOR NAV & Co  
**CHARTERED ACCOUNTANT**  
 (FRN - 023868N)  
  
 (CA VIKAS BANSAL)  
 M.No. - 522747  
 (Partner)

For Punjab Engineering College (Deemed to be University)

Place : Chandigarh  
 Date : 28-10-2023

UDIN: 23522747BQXBRI5065

  
 Director Assistant Controller (F & A) Registrar  
 27.10.2023  
 Punjab Engineering College  
 (Deemed to be University)  
 Chandigarh  
  
 Registrar  
 Punjab Engineering College,  
 (Deemed to be University),  
 Sector-12, Chandigarh.



PUNJAB ENGINEERING COLLEGE (DEEMED TO BE UNIVERSITY)  
Schedules Forming Part of Consolidated Balance Sheet

Schedule 1 - CORPUS

Particulars	UNIVERSITY	HOSTEL	TEQIP PHASE III	TOTAL	Previous Year
Balance As at the Beginning of the Year	1,59,42,13,326	13,53,51,607	1,000	1,72,95,65,933	1,46,81,87,517
Add: Funds Transfer from SSF Fund to Institute's fund/ Corpus Fund (to the extent utilised for Capital Expenditure)					
Add: Additions during the year in Hostel Corpus	4,88,961	-	-	4,88,961	3,57,473
Add: GIA (Plan) Utilized	-	-	-	-	-
Add/Deduct: Surplus (Deficit) (transferred from income and expenditure account)	1,65,96,322	1,73,76,985	-	3,39,73,307	26,10,20,943
Less: Amount Written Off	-	1,78,344	-	1,78,344	-
<b>BALANCE AT THE YEAR END</b>	<b>1,61,12,98,609</b>	<b>15,25,50,248</b>	<b>1,000</b>	<b>1,76,38,49,857</b>	<b>1,72,95,65,933</b>

Schedule 1(A) - GRANT IN KIND (for COE)

Particulars	Current Year	Previous Year
Grant in Kind received from Siemens for Center of Excellence (COE)	97,88,05,058	1,20,27,18,184
Less: Transferred to Income & Expenditure account to the extent of depreciation on Fixed Assets acquired in Kind for COE	17,29,23,997	22,39,13,126
<b>TOTAL</b>	<b>80,58,81,061</b>	<b>97,88,05,058</b>



28/10/23


*Bansel*



4

PUNJAB ENGINEERING COLLEGE (DEEMED TO BE UNIVERSITY)  
Schedules Forming Part of Consolidated Balance Sheet  
**Schedule 2 - DESIGNATED/EARMARKED FUNDS**

Name of Fund	Opening Balance	Additions		Interest Earned	Utilisation		Closing Balance
		Further Receipts			Capital Expenditure	Revenue Expenditure (Including Interest paid)	
Research & Development Fund (Institute)	50,58,689	6,400	-	-	-	47,45,818	3,19,271
Sponsored Research Projects (Detail as per Annexure -I Attached)	16,56,38,745	1,69,77,995	58,65,911	-	-	3,59,81,365	15,25,01,286
Student Service Fund	3,94,65,573	4,33,92,194	-	-	4,88,961	2,07,95,599	6,15,73,208
Consultancy/Other (Seminar) Fund	15,28,163	-	-	-	-	-	15,28,163
Consultancy Fund (CF)	1,86,82,141	3,19,76,140	-	-	-	2,91,41,622	2,15,16,659
CPS Person Fund	2,97,649	-	2,157	-	-	-	2,99,806
Department Development Fund (DDF)	58,10,847	17,98,110	-	-	-	-	76,08,957
Department Development Fund (R&D)	20,55,235	1,05,250	-	-	-	2,00,000	19,60,485
Incentive to staff (IS)	35,35,233	11,38,116	-	-	-	7,18,136	39,55,213
Incentive to Staff (R & D)	7,07,442	52,625	-	-	-	1,08,996	6,51,071
Institute development Fund (IDF)	1,91,90,247	61,15,648	-	-	-	3,84,309	2,49,21,586
Institute Development Fund (R&D)	49,49,274	2,66,874	-	-	-	5,01,194	47,14,954
Professional Development Fund (PDF)	83,91,090	23,90,619	-	-	-	9,35,323	98,46,386
Professional Development Fund (R & D)	17,85,526	1,05,250	-	-	-	3,85,512	15,05,264
Donation (With Riders)	50,25,558	48,31,641	2,12,330	-	-	1,77,584	98,91,945
Donation Alumni Fund	47,06,815	20,06,190	1,43,835	-	-	61,460	67,95,380
Donation Foreign Contribution	3,91,893	1,20,12,852	71,059	-	-	14,838	1,24,60,966
Hostel Maintenance Fund	2,46,61,842	31,00,000	-	-	-	41,98,544	2,35,63,298
Scholarship (Visvesvaraya Scheme)	15,304	2,62,500	-	-	-	-	2,77,804
Scholarship (Others)	1,25,001	-	-	-	-	1,25,001	-
Scholarship (J & K Students)	-	55,75,000	-	-	-	37,00,000	18,75,000
M.E.CSE (IS) Fund	1,89,56,397	1,886	4,66,626	-	-	29,08,301	1,65,16,608
Scholarship Fund (ARDB)	2,65,000	7,20,000	-	-	-	9,60,000	25,000
Development Fund (Hostel)	4,85,12,529	73,97,633	-	-	-	-	5,59,10,163
PEC Project Fund (TEQIP Phase III) *	11,66,77,962	-	64,23,864	-	-	1,39,292	12,29,62,534
<b>Total</b>	<b>49,64,34,155</b>	<b>14,02,32,924</b>	<b>1,31,85,782</b>	<b>4,88,961</b>	<b>3,57,473</b>	<b>10,61,82,894</b>	<b>54,31,81,006</b>
<b>Previous Year</b>	<b>46,14,77,059</b>	<b>14,11,63,337</b>	<b>1,23,54,446</b>	<b>3,57,473</b>	<b>11,82,03,214</b>	<b>49,64,34,155</b>	



*Handwritten signature in blue ink.*

28/10/23

7



5



PUNJAB ENGINEERING COLLEGE (DEEMED TO BE UNIVERSITY)  
Detail of Sponsored Research Projects

Particulars	Opening Balance		Additions		Utilisation			Annexure - I
	Further Receipts	Interest Earned	Capital Expenditure	Revenue Expenditure	Closing Balance			
Rps Anu Partap	8,73,759	20,830	-	21,27,472	3,51,042			
Rps Arun Kumar Heterostructure (SP)	3,81,529	16,244	-	4,13,900	3,84,050			
Rps Arun Kumar Lab (Sp)	27,97,032	2,11,363	-	30,08,395	-			
Rps Arun Kumar (Nawal Gan 2064)	-	25,836	-	24,947	39,55,889			
Rps Divya (City Probe)	92,596	2,617	-	-	95,213			
Rps Divya City Probe (2)	3,30,131	9,196	-	-	3,39,327			
Rps Divya (SP)	1,95,90,915	1,56,237	-	2,01,90,760	12,38,819			
Rps Divya (SP-2)	2,02,219	-	-	3,67,104	17,30,813			
Rps Ganeswar	2,148	67	-	-	2,215			
Rps Geeta Arora	-	705	-	24,413	1,01,292			
Rps-IBM Divya	8,16,172	23,526	-	-	8,39,698			
Rps-Intel Dr. N.R. Prakash	17,675	242	-	11,229	6,688			
RPS JD Sharma (SP)	5,08,206	26,361	-	62	5,34,505			
Rps Kalpana Chawla Chair	12,86,31,854	51,11,453	-	1,75,280	13,35,71,712			
Rps Kamal Kumar (Mapping Saturated)	4,12,498	11,466	-	-	4,23,964			
Rps Kamal Kumar (SP)	1,33,581	4,054	-	-	1,37,635			
Rps Manoj Arora ( Digital Land)	20,32,336	56,209	-	1,14,346	19,96,999			
Rps Manoj Arora (Stability of Road)	1,10,600	-	-	1,10,600	-			
Rps Manoj K Arora & Kamal K (Study of Glacier)	1,33,076	3,781	-	-	1,36,857			
Rps Parveen Kalra 3d Printing	44,784	1,276	-	-	46,060			
Rps Rajesh Bhatia (SP)	3,44,524	8,228	-	15,79,828	-			
RPS Rajesh Varan	18,667	680	-	1,852	1,01,549			
RPS Ramna Fellowship	-	1,221	-	4,15,097	21,608			
Rps Rashmi Sanghi (Ganga River Eco System)	2,70,009	3,722	-	2,73,731	-			
RPS R.M Belokar	2,870	67	-	1,200	1,737			
RPS RS Walia (Karvashala)	-	4,470	-	4,30,322	74,148			
RPS Rupali	1,04,447	577	-	1,05,024	-			
Rps Sanjeev (Investigation)	45,000	953	-	44,871	46,082			
Rps Sanjeev Kumar (SP) 2063	-	22,569	-	1,81,349	13,28,120			
Rps Sanjeev Kumar (SP) 2068	-	-	-	-	27,85,000			
Rps Sanjeev (Misconstruction)	1,66,932	769	-	1,67,761	-			
Rps Sanjeev Property Correlation	55	-	-	55	-			
Rps Sarabjit Singh (SP)	-	-	-	-	-			
Rps Shilpa Chaudhary	1,82,697	4,004	-	1,50,000	-			
Rps Shilpi Chaudhary 2	18,63,476	52,113	-	5,67,510	19,191			
Rps Smart City	21,21,251	52,598	-	18,04,500	1,11,089			
Rps Sonu Kumar	1,72,560	-	-	2,50,000	19,23,849			
Rps Sonu Kumar 2	4,33,722	-	-	1,72,560	-			
RPS Sonu Kumar (SP)	8,41,106	17,399	-	4,33,722	-			
RPS Sushant Samir	-	700	-	8,58,505	-			
RPS Sushil Kumar	-	435	-	-	1,20,700			
Rps Uma Batra (Design & Development)	319	-	-	319	75,435			
Rps Uma Batra (SP)	4,22,966	196	-	4,23,162	-			
Rps Uma Batra (SP-2)	14,62,044	14,111	-	14,76,155	-			
Rps Vasudhara (SP)	10,745	-	-	10,745	-			
Rps Vasundra Study of Energetic (SP)	64,184	405	-	64,589	-			
<b>Total</b>	<b>16,56,38,745</b>	<b>58,65,911</b>	<b>1,69,77,995</b>	<b>3,59,81,365</b>	<b>15,25,01,286</b>			
<b>Previous Year</b>	<b>15,77,75,753</b>	<b>67,76,006</b>	<b>3,80,60,993</b>	<b>3,69,74,007</b>	<b>16,56,38,745</b>			



6

PUNJAB ENGINEERING COLLEGE (DEEMED TO BE UNIVERSITY)		
Schedules Forming Part of Consolidated Balance Sheet		
<b>SCHEDULE 3 - CURRENT LIABILITIES &amp; PROVISIONS</b>		
Particulars	Current Year	Previous Year
<b>A. CURRENT LIABILITIES</b>		
Deposit From Student - Student Security	2,36,59,291	2,43,68,291
Deposit From Others		
Earnest Money	17,36,851	17,36,851
Earnest Money Institute	8,81,583	11,53,325
<b>Statutory Liabilities</b>		
TDS Payable as per Income Tax Act	14,17,311	15,66,132
TDS Payable as per GST Act	4,43,303	4,39,496
GST under RCM	7,45,655	-
GST Payable	2,22,271	2,650
<b>Other Current Liabilities</b>		
TDS Payable to Hostel	16,81,691	16,81,691
TDS (Ssf)	2,399	10
License Fee To Chd Admn	23,595	3,040
Security Deposit Payable	6,32,646	4,15,018
NPS Fund	74,05,690	-
Salary Payable	-	1,93,836
Advance Receipt (Institute)	1,50,000	-
CPS/ NPS Fund Payable	23,858	2,10,596
GIS Payable	-	120
Interest on Grant Payable to Chd Admin	35,39,773	-
Rent Payable to Chd Admn	29,85,175	2,05,082
<b>HOSTEL</b>		
Central Security	1,67,74,887	1,20,40,887
Maintenance Fund	1,65,10,956	47,02,625
Covid Security	13,47,067	30,67,500
Mess Advance	50,45,293	28,55,846
Room Rent, Electricity & Water	87,19,004	45,28,590
Establishment Fund	1,13,32,149	46,57,572
Security & Earnest Money	3,26,581	1,28,581
Expenses Payable	5,07,371	4,66,510
<b>B. Creditor for Expenses</b>	14,13,164	1,03,015
<b>TOTAL</b>	<b>10,75,27,563</b>	<b>6,45,27,264</b>



*Ransef*

28/10/23



7

PUNJAB ENGINEERING COLLEGE (DEEMED TO BE UNIVERSITY)  
Schedules Forming Part of Consolidated Balance Sheet

SCHEDULE - 4

SCHEDULE OF FIXED ASSETS AS ON 31.03.2023

Name of assets	Rate %	Opening balance as at 01.04.2022	Addition on or before 03.10.2022	Addition after 03.10.2022	Sale/adjustment during the year	Closing balance as at 31.03.2023	Depreciation during the year	(Amount in Rs.) W D V as at 31.03.2023
Air Conditioner	0.15	52,49,786	1,46,500	-	-	53,96,286	8,09,443	45,86,843
Building	0.10	26,13,14,075	25,34,926	2,71,58,278	-	29,10,07,279	2,77,42,814	26,32,64,465
CCTV	0.15	27,39,934	-	-	-	27,39,934	4,10,990	23,28,944
Equipments	0.15	1,82,33,343	1,32,216	10,84,473	-	1,94,50,032	28,36,169	1,66,13,863
Networking	0.40	72,00,434	-	-	-	72,00,434	28,80,174	43,20,260
Electric Installation	0.15	32,407	-	-	-	32,407	4,861	27,546
Computer Software	0.40	1,41,96,184	53,68,328	38,95,644	-	2,34,60,156	86,04,934	1,48,55,222
Computer System	0.40	51,64,275	5,98,800	2,79,357	-	60,42,432	23,61,101	36,81,331
Coolers	0.10	11,32,699	-	1,02,780	-	12,35,479	1,18,409	11,17,070
Furniture & Fixture	0.10	1,64,18,534	-	-	-	1,64,18,534	16,41,853	1,47,76,681
Invertors	0.15	30,578	-	-	-	30,578	4,587	25,991
Library books	0.40	2,17,68,595	4,48,994	2,73,67,103	-	4,95,84,692	1,43,60,456	3,52,24,236
LCD projector	0.15	56,98,785	54,800	4,88,961	-	62,42,546	8,99,710	53,42,836
LED TV	0.15	10,07,201	-	12,340	-	10,19,541	1,52,006	8,67,535
Plant & machinery	0.15	6,671	-	-	-	6,671	1,001	5,670
EPABX	0.15	1,51,269	-	-	-	1,51,269	22,690	1,28,579
Mobile Phone	0.15	-	-	73,851	-	73,851	5,539	68,312
Micro controller kit	0.15	2,51,027	-	24,000	-	2,75,027	39,454	2,35,573
Lab Equipments	0.15	6,78,39,405	89,53,301	1,14,95,066	-	8,82,87,772	1,23,81,036	7,59,06,736
UPS(plan)	0.40	4,34,858	37,600	90,786	-	5,63,244	2,07,140	3,56,104
Xerox Machine	0.15	18,37,273	99,200	1,99,600	-	21,36,073	3,05,441	18,30,632
Scientific Equipment	0.15	73,26,718	-	-	-	73,26,718	10,99,008	62,27,710
Generators	0.15	37,127	-	84,488	-	1,21,615	11,906	1,09,709
Vehicles	0.15	2,29,579	-	-	-	2,29,579	34,437	1,95,142
Tractor	0.15	3,41,393	-	-	-	3,41,393	51,209	2,90,184
Truck	0.15	4,46,921	-	-	-	4,46,921	67,038	3,79,883
<b>TOTAL (A)</b>		<b>43,90,89,071</b>	<b>1,83,74,665</b>	<b>7,23,56,727</b>	<b>-</b>	<b>52,98,20,463</b>	<b>7,70,53,406</b>	<b>45,27,67,057</b>

*Handwritten signature*  


28/10/23



PUNJAB ENGINEERING COLLEGE (DEEMED TO BE UNIVERSITY)  
Schedules Forming Part of Consolidated Balance Sheet

**B. CENTER OF EXCELLENCE**

Name of assets	Rate %	Opening balance as at 01.04.2022	Addition on or before 03.10.2022	Addition after 03.10.2022	Sale/adjustment during the year	Closing balance as at 31.03.2023	Depreciation during the year	W D V as at 31.03.2023
<b>INSTITUTE (a)</b>								
Equipments	0.15	1,99,04,493	-	-	-	1,99,04,493	29,85,674	1,69,18,819
Computer Software	0.40	22,46,116	-	-	-	22,46,116	8,98,446	13,47,670
Computer System	0.40	70,80,701	-	-	-	70,80,701	28,32,280	42,48,421
Furniture & Fixture	0.10	43,96,343	-	-	-	43,96,343	4,39,634	39,56,709
LCD projector	0.15	6,41,580	-	-	-	6,41,580	96,237	5,45,343
Lab Equipments	0.15	5,89,28,166	-	-	-	5,89,28,166	88,39,225	5,00,88,941
<b>Total (a)</b>		<b>9,31,97,399</b>				<b>9,31,97,399</b>	<b>1,60,91,496</b>	<b>7,71,05,903</b>
<b>SIEMENS GRANT IN KIND (b)</b>								
Equipments	0.15	21,46,96,040	-	-	-	21,46,96,040	3,22,04,406	18,24,91,634
Computer Software	0.40	2,51,45,081	-	-	-	2,51,45,081	1,00,58,032	1,50,87,049
Computer System	0.40	7,92,67,875	-	-	-	7,92,67,875	3,17,07,150	4,75,60,725
Lab Equipments	0.15	65,96,96,062	-	-	-	65,96,96,062	9,89,54,409	56,07,41,653
<b>Total (b)</b>		<b>97,88,05,058</b>				<b>97,88,05,058</b>	<b>17,29,23,997</b>	<b>80,58,81,061</b>
<b>TOTAL (B) (a+b)</b>		<b>1,07,20,02,457</b>				<b>1,07,20,02,457</b>	<b>18,90,15,493</b>	<b>88,29,86,964</b>



*Bansal*

28/10/23



9

PUNJAB ENGINEERING COLLEGE (DEEMED TO BE UNIVERSITY)  
Schedules Forming Part of Consolidated Balance Sheet

HOSTEL										
Name of assets	Rate %	Opening balance as at 01.04.2022	Addition on or before 03.10.2022	Addition after 03.10.2022	Sale/adjustment during the year	Closing balance as at 31.03.2023	Depreciation during the year	W D V as at 31.03.2023		
GENSET	0.15	16,55,734	-	-	-	16,55,734	2,48,360	14,07,374		
AIR CONDITIONER	0.15	2,00,984	-	-	-	2,00,984	30,148	1,70,836		
WATER COOLER	0.15	5,50,378	89,766	8,000	-	6,48,144	96,622	5,51,522		
WIFI ROUTER	0.15	63,324	-	-	-	63,324	9,499	53,825		
FURNITURE	0.10	21,17,498	3,66,535	2,74,000	-	27,58,033	2,62,103	24,95,930		
XEROX MACHINE	0.15	49,556	-	-	-	49,556	7,433	42,123		
WASHING MACHINE	0.15	79,537	-	-	-	79,537	11,931	67,606		
REFRIDGERATOR	0.15	2,13,024	-	-	-	2,13,024	31,954	1,81,070		
GYSER	0.15	1,75,780	-	-	-	1,75,780	26,367	1,49,413		
COMPUTERS	0.40	30,899	-	-	-	30,899	12,360	18,539		
CCTV	0.15	1,03,264	76,820	42,834	-	2,22,918	30,225	1,92,693		
RO	0.15	45,905	-	-	-	45,905	6,886	39,019		
MICROWAVE	0.15	4,649	-	-	-	4,649	697	3,952		
LCD SCREEN	0.15	90,437	-	-	-	90,437	13,566	76,871		
TENNIS COURT POLES	0.15	41,790	-	-	-	41,790	6,269	35,521		
FLOOD LIGHTS	0.15	24,380	-	-	-	24,380	3,657	20,723		
BOUNDARY WALL	0.10	62,79,156	-	-	-	62,79,156	6,27,916	56,51,240		
UV FLY KILLER	0.15	11,572	-	-	-	11,572	1,736	9,836		
GRASS CUTTING MACHINE	0.15	30,766	-	-	-	30,766	4,615	26,151		
PRINTER	0.15	54,403	-	11,882	-	66,285	9,052	57,233		
INVERTOR	0.15	1,88,896	-	-	-	1,88,896	28,335	1,60,561		
REHRI	0.15	4,698	-	-	-	4,698	705	3,993		
FOGGING MACHINE	0.15	39,584	-	-	-	39,584	5,938	33,646		
OFFICE EQUIPMENTS	0.15	16,153	-	-	-	16,153	2,423	13,730		
CYCLE	0.15	2,873	-	5,000	-	7,873	806	7,067		
COOLER	0.15	2,890	-	-	-	2,890	434	2,456		
TOTAL (C)		1,20,78,130	5,33,121	3,41,716	-	1,29,52,967	14,80,037	1,14,72,930		
TOTAL (A+B+C)		1,52,31,69,658	1,89,07,786	7,26,98,443	-	1,61,47,75,887	26,75,48,936	1,34,72,26,951		
D Capital Work in Progress										
Name	Opening balance as at 01.04.2022	Addition on or before 02.10.2022	Addition after 02.10.2022	Amount trfd to Building	Closing balance as at 31.03.2023	Amount received Back	W D V as at 31.03.2023			
Building & Works in Progress (COE)	1,45,62,042	-	2,63,184	91,95,000	56,30,226	-	56,30,226			
Building & Works in Progress (Institute)	17,49,85,573	-	23,84,387	2,04,98,204	15,68,71,756	85,24,431	14,83,47,325			
Building & Works in Progress (D)	18,95,47,615	-	26,47,571	2,96,93,204	16,25,01,982	85,24,431	15,39,77,551			
CURRENT YEAR (A+B+C+D)	1,71,27,17,273	1,89,07,786	7,53,46,014	2,96,93,204	1,77,72,77,869	27,60,73,367	1,50,12,04,502			
PREVIOUS YEAR	1,97,92,67,177	9,09,67,245	7,31,03,049	10,20,15,001	2,04,13,22,470	32,86,95,197	1,71,27,17,273			



28/10/23

*[Handwritten signature]*



PUNJAB ENGINEERING COLLEGE (DEEMED TO BE UNIVERSITY)		
Schedules Forming Part of Consolidated Balance Sheet		
SCHEDULE 5 - CURRENT ASSETS		
Particulars	Current Year	Previous Year
Cash in Hand (HOSTEL)	1,49,440	5,59,345
Closing Stock (HOSTEL)	4,58,166	6,85,168
Bank Balances with Scheduled Banks		
PEC (INSTITUTE)	1,34,27,35,703	1,21,97,34,535
HOSTEL	22,16,71,264	19,30,08,967
TEQIP PHASE III	12,21,77,379	11,58,92,807
<b>TOTAL</b>	<b>1,68,71,91,952</b>	<b>1,52,98,80,822</b>



*Bansal*

*28/10/2023*



PUNJAB ENGINEERING COLLEGE (DEEMED TO BE UNIVERSITY)		
Schedules Forming Part of Consolidated Balance Sheet		
SCHEDULE 6 - LOANS, ADVANCES AND DEPOSITS		
Particulars	Current Year	Previous Year
1. Long-term Advance to Employees (Interest bearing)	-	-
2. Advances and other amount recoverable in Cash or in kind or value to be received		
Advance from Institute Fund	12,61,878	1,81,000
Advance from SSF Fund	-	1,04,875
Advance from R & D Fund	3,84,183	4,02,683
Advance to Supplier	37,210	37,210
3. Others		
GST Input Credit	-	1,48,562
GST TDS Cash Ledger	3,67,389	-
Recoverable From UCO Bank	5,743	5,743
Security Deposit	2,90,983	2,90,983
TDS and TCS Recoverable	2,36,22,077	1,96,08,227
4. Imprest to Official (Detail as per Annexure - VII enclosed)	-	-
5. Loans and Advances (HOSTEL) :		
Advance to be received in cash or in kind or for the value of goods to be received	5,47,059	8,14,186
Recoverable (others TDS Earlier Year)		
Security Deposits	42,918	42,918
TDS Recoverable (A.Y. 2022-23)	2,29,892	1,65,324
TDS Recoverable (A.Y. 2023-24)	3,21,097	-
TDS Recoverable (Previous years)	41,46,449	41,46,449
6. Loan and Advances ( TEQIP PHASE- III)		
TDS Receivable	7,86,155	7,86,155
<b>TOTAL</b>	<b>3,20,43,033</b>	<b>2,67,34,315</b>



*Beusef.*

28/10/23



PUNJAB ENGINEERING COLLEGE (DEEMED TO BE UNIVERSITY)  
Schedules Forming Part of Consolidated Balance Sheet

**SCHEDULE 7 - ACADEMIC RECEIPTS**

Particulars	Current Year	Previous Year
<b>FEE FROM STUDENTS</b>		
<b>Academic</b>		
Admission Fee	76,22,082	43,65,000
Registration fee	14,26,000	6,98,500
Tuition Fee	44,47,60,187	40,81,62,263
<b>Total (A)</b>	<b>45,38,08,269</b>	<b>41,32,25,763</b>
<b>Examinations</b>		
Examination Fee	4,74,000	4,83,000
Mark Sheet , Certification Fee	8,34,000	9,54,520
<b>Total (B)</b>	<b>13,08,000</b>	<b>14,37,520</b>
<b>Other Fees</b>		
Identity Card Fees	22,000	16,500
Misc Income / Fine	4,37,111	2,84,875
<b>Total (C)</b>	<b>4,59,111</b>	<b>3,01,375</b>
<b>Grand Total (A+B+C)</b>	<b>45,55,75,380</b>	<b>41,49,64,658</b>

PUNJAB ENGINEERING COLLEGE (DEEMED TO BE UNIVERSITY)  
Schedules Forming Part of Consolidated Balance Sheet

**SCHEDULE 8 - HOSTEL INCOME**

Particulars	Current Year	Previous Year
Mess Charges	2,91,66,695	84,50,373
Washing Charges	22,17,140	8,59,815
Establishment Charges	3,86,54,020	1,50,56,859
Hostel Welfare	1,09,90,040	45,85,604
TV Charges	19,99,985	8,63,255
Bank Interest Earned	98,14,998	45,38,633
Contingency Charges	19,56,409	8,59,947
Guest Room Charges	18,250	2,56,500
Mess Receipts	1,92,333	1,75,370
<b>TOTAL</b>	<b>9,50,09,869</b>	<b>3,56,46,357</b>

**SCHEDULE 9 - TEQIP INCOME**

Particulars	Current Year	Previous Year
Funds Allocated	-	13,94,427
Miscellaneous Receipts/Bank Interest	1,39,292	-
<b>TOTAL</b>	<b>1,39,292</b>	<b>13,94,427</b>



*Ransel*

28/10/23



PUNJAB ENGINEERING COLLEGE (DEEMED TO BE UNIVERSITY)

Schedules Forming Part of Consolidated Balance Sheet

**SCHEDULE 10 - GRANTS & DONATIONS**

Particulars	Receipt during the year	Previous Year
Opening Balance	-	-
Add - Receipts During the Year (Chandigarh Administration) (Plan and Non Plan)	68,75,00,000	70,00,00,000
Less; Transferred to TEQIP-Phase III as Specific Grant	-	(1,52,80,000)
Less: Transfer to Pension Fund Trust	(5,35,36,000)	(5,04,35,000)
<b>Balance Transferred to Revenue Grant</b>	<b>63,39,64,000</b>	<b>63,42,85,000</b>

**SCHEDULE 11 - OTHER INCOME**

Particulars	Current Year	Previous Year
<b>A. Interest on term-deposits/Recurring Deposits</b>		
a) With Scheduled Banks	2,55,00,768	2,80,39,988
<b>B. Interest on Savings/Autosweep Accounts</b>		
With Scheduled Banks	-	-
b) Interest of Auto Sweep A/c	87,96,840	50,36,772
c) Interest on Saving A/c	50,93,347	3,53,990
<b>Total (B)</b>	<b>1,38,90,187</b>	<b>53,90,762</b>
<b>C. Interest on</b>		
a) Interest on Institute R&D	2,555	21,068
b) Interest on Consultancy A/c	11,81,313	6,82,475
d) Interest On Loan To Employees	81,000	1,38,631
f) Interest on Reg. & App. Fee A/c	39,873	-
h) Interest on Donation	15,857	-
j) Interest on Registration Pec Hydro A/c	4,267	-
<b>Total (C)</b>	<b>13,24,865</b>	<b>8,42,174</b>
<b>D. Others</b>		
Consultancy Income	4,72,63,829	3,57,90,695
FGH Income	5,17,477	32,694
Registration & Application Fee	20,25,854	-
Registration Fee (Pec Hydro 22)	1,77,023	-
Lapse Security	6,45,000	5,10,000
Misc. Income (Ssf)	3,00,555	9,78,745
Misc. Income (Institute)	1,01,737	3,039
Short & Excess	146	884
Pec Fest Income	59,98,045	6,03,378
<b>Total (D)</b>	<b>5,70,29,666</b>	<b>3,79,19,436</b>
<b>GRAND TOTAL (A+B+C+D)</b>	<b>9,77,45,486</b>	<b>7,21,92,360</b>



*Beusef*

28/10/23



## PUNJAB ENGINEERING COLLEGE (DEEMED TO BE UNIVERSITY)

Schedules Forming Part of Consolidated Balance Sheet

**SCHEDULE 12 - STAFF PAYMENTS & BENEFIT (ESTABLISHMENT EXPENSES)**

Particulars	Current Year	Previous Year
Salaries, Wages & other benefits (PEC)	75,20,00,284	52,02,23,467
Salaries, Wages & other benefits (HOSTEL)	2,32,28,543	1,97,61,661
LTC facility	94,90,538	36,60,097
Perk for Faculty	67,88,631	41,01,694
Medical Reimbursement	13,48,571	57,54,444
Contribution to Recognised Provident Fund	3,55,97,250	2,79,70,272
<b>TOTAL</b>	<b>82,84,53,817</b>	<b>58,14,71,635</b>

**SCHEDULE 13 - SEMINAR AND SCHOLARSHIP EXPENSES**

Particulars	Current Year	Previous Year
Scholarship	2,21,69,957	2,82,24,181
<b>TOTAL</b>	<b>2,21,69,957</b>	<b>2,82,24,181</b>



*Bansal*

28/10/2023



## PUNJAB ENGINEERING COLLEGE (DEEMED TO BE UNIVERSITY)

Schedules Forming Part of Consolidated Balance Sheet

## SCHEDULE 14- ADMINISTRATIVE &amp; GENERAL EXPENSES

Particulars	Current Year	Previous Year
Advertisement & Publicity	7,68,916	5,15,925
Consumables	1,68,75,039	1,41,67,453
Electricity & Power	1,27,98,022	75,17,329
Legal Expenses	4,24,918	5,84,100
Professional Expenses	13,14,373	9,88,744
Printing & Stationary	23,54,183	10,60,310
Subscriptions/Contingent Expenses	80,30,676	37,92,900
Telephone & Internet Charges	11,68,976	12,11,045
Travelling & Conveyance Expenses	38,23,827	4,95,429
Water Charges	87,34,330	81,17,877
Honorarium (HOSTEL)	4,15,511	2,96,265
Honorarium	15,30,000	12,99,533
Outsourcing (Manpower, Security & Sanitation etc)	10,27,34,935	8,30,43,576
Fee & Taxes	28,46,724	33,72,290
Registration and Membership Fees	59,000	65,185
Pec Fest Expenses	60,32,835	14,06,955
Interest on GST	8,183	79,679
Interest on TDS	314	119
Bank charges	8,780	122
<b>Administrative Expenses (Hostel)</b>		
Audit fees	2,67,624	1,55,760
Bank charges	2,08,657	8,964
Club Expenses	1,32,441	1,15,580
Electricity charges	59,729	1,18,126
Waste Disposal Expenses	1,09,691	1,17,171
ESI Paid	7,70,315	6,34,646
Provident Fund	29,60,162	24,34,325
Hostel Expenses	16,11,526	6,62,235
Staff Welfare	1,27,159	2,36,689
Mess Charges	3,59,51,561	1,25,07,053
Misellaneous Expenses	1,52,314	32,734
Newspapers, Books & Periodicals	68,864	37,685
Fuel Charges	37,11,511	16,57,377
Printing & Stationary	1,45,823	58,123
Telephone Expenses	987	12,541
Consultancy Charges	2,89,240	2,34,278
Labour Welfare Expense	22,400	40,575
Security Expenses	8,17,826	-
Generator Running Expenses	2,49,487	2,38,543
Interest On TDS	560	-
Gratuity Paid	1,76,279	-
Washing Charges	9,46,309	2,75,016
<b>Expenses (TEQIP PHASE III)</b>		
Procurement of Goods	-	-
Improvement in Teaching, Learning & Research co.	1,39,292	12,85,218
Increment Operating Cost	-	1,09,209
<b>TOTAL</b>	<b>21,88,49,300</b>	<b>14,89,86,685</b>



28/10/23

Bansal



PUNJAB ENGINEERING COLLEGE (DEEMED TO BE UNIVERSITY)  
Schedules Forming Part of Consolidated Balance Sheet

**SCHEDULE 15- TRANSPORTATION EXPENSES**

Particulars	Current Year	Previous Year
Vehicles Running/Hire /Repair expenses (PEC)	7,08,960	3,90,900
<b>TOTAL</b>	<b>7,08,960</b>	<b>3,90,900</b>

**SCHEDULE 16 - REPAIRS & MAINTENANCE**


Particulars	Current Year	Previous Year
Repair & Maintenance Exp (PEC)	3,65,06,787	70,78,594
Repair & Maintenance Exp (HOSTEL)	35,01,326	8,65,234
<b>TOTAL</b>	<b>4,00,08,113</b>	<b>79,43,828</b>

**SCHEDULE 17- INCREASE/DECREASE IN STOCK (HOSTEL)**

Particulars	Current Year	Previous Year
Closing Stock	4,58,166	6,85,168
Less: Opening Stock	6,85,168	14,020
<b>TOTAL</b>	<b>(2,27,002)</b>	<b>6,71,148</b>

**SCHEDULE 18 - APPROPRIATION**

Particulars	Current Year	Previous Year
Consultancy Fund (CF)	3,19,76,140	2,52,43,522
Department Development Fund (DDF)	17,98,110	13,30,219
Incentive Of Staff Expenses (IS)	11,38,116	9,16,230
Institute Development Fund (IDF)	61,15,648	44,53,362
Professional Develoment Fund (PDF)	23,90,619	20,23,712
<b>TOTAL</b>	<b>4,34,18,633</b>	<b>3,39,67,045</b>


  
*Bansal*
  
 28/10/23



**PUNJAB ENGINEERING COLLEGE (DEEMED TO BE UNIVERSITY)**  
**SECTOR 12 CHANDIGARH**  
**CONSOLIDATED RECEIPTS AND PAYMENTS ACCOUNT FOR THE YEAR ENDED 31.03.2023**

RECEIPTS	Previous Year	Current Year	PAYMENTS	Previous Year	Current Year
<b>I. Opening Balance</b>			<b>I. Expenses</b>		
a.) Cash in Hand (Hostel)	1,32,757	5,59,345	a.) Establishment Expenses	56,13,39,638	85,86,80,707
b.) Bank Balance in Saving A/cs			b.) Establishment Expenses (Hostel)	1,99,66,525	2,33,32,121
----Institute	21,60,55,121	50,11,21,535	c.) Seminar & Scholarship Expenses	2,82,24,181	2,21,69,957
----Hostel	6,88,440	12,81,823	d.) Administrative and General Expenses	12,59,71,716	4,92,23,088
---- TEQIP Fund	2,14,503	42,917	e.) Administrative and General Expenses (TEQIP)	13,94,427	1,39,548
<b>II. Grant Received</b>			f.) Administrative and General Expenses (Hostel)	1,92,35,219	4,84,91,301
Grant Received (Chandigarh Administration)	70,00,00,000	68,75,00,000	g.) Transportation Expenses	3,56,848	7,08,960
Grant from NPIU (TEQIP)	13,94,427	-	h.) Repair & Maintenance Expenses	70,48,223	3,71,75,446
<b>III. Academic Receipts</b>	40,01,49,361	45,13,29,360	i.) Repair & Maintenance Expenses (Hostel)	8,65,234	35,01,326
<b>IV. Receipts Against Earmarked/Endowment Funds</b>			<b>II. Payments Against Earmarked/Endowment Funds</b>		
a.) R & D Fund ( Institute)	1,64,657	-	a.) R & D Fund ( Institute)	43,61,263	46,67,363
b.) Sponsored Research Projects	4,35,73,295	2,45,61,127	b.) Sponsored Research Projects	3,57,10,303	3,56,02,350
c.) Consultancy Fund (CF)	2,52,39,922	3,19,76,140	c.) Consultancy Fund (CF)	2,28,80,601	2,91,23,422
d.) Student Service Fund	4,14,92,096	4,33,92,194	d.) Student Service Fund	2,28,91,034	1,98,79,416
e.) Hostel Maintenance Fund	6,32,000	31,00,000	e.) Hostel Maintenance Fund	8,000	20,000
f.) Donation A/c	6,87,838	50,58,553	f.) Donation Fund	3,35,377	1,77,584
g.) CPS Pension Fund	2,099	2,157	g.) M.E.CSE (IS) Fund	36,90,488	29,08,301
h.) M.E.CSE (IS) Fund	40,74,574	8,98,393	h.) M.E. Industrial Design Fund	27,219	-
i.) ME Industrial Design Fund	31,696	-	i.) Scholarship Fund (other)	12,78,500	-
j.) Scholarship Fund (other)	1,25,000	-	j.) Professional Development Fund (PDF)	76,888	9,35,323
k.) Department Development Fund (DDF)	13,30,219	17,98,110	k.) Scholarship (Visvesvarya Scheme)	8,01,977	-
l.) Professional Development Fund (PDF)	20,23,712	23,90,619	l.) Pension Fund Trust	5,04,35,000	11,86,79,720
m.) Incentive to Staff (IS)	9,16,230	11,38,116	m.) Donation Alumni Fund	83,51,527	61,460
n.) Institute Development Fund (IDF)	44,53,362	61,15,648	n.) Contribution to TEQIP Phase III	1,52,80,000	-
o.) Scholarship (Visvesvarya Scheme)	3,93,750	2,62,500	o.) Donation Foreign Contribution	2,12,443	14,838
p.) Donation Alumni Fund	28,54,580	21,50,025	p.) Incentive to Staff (IS)	83,978	7,18,136
q.) Donation Foreign Contribution	68,907	1,20,83,911	q.) Institute Development Fund (IDF)	2,81,310	3,84,309
r.) DDF (R&D)	2,53,062	-	r.) IDF (R&D)	1,49,916	5,01,194
s.) IDF (R&D)	6,32,654	-	s.) IS (R&D)	3,20,179	1,08,996
t.) IS (R&D)	1,26,530	52,625	t.) Scholarship Fund (ARDB)	2,40,000	9,60,000
u.) PDF (R&D)	2,53,062	1,05,250	u.) Scholarship SPDC (Edcil Ltd)	10,02,405	4,42,320
v.) Scholarship Fund (ARDB)	4,80,000	7,20,000	v.) DDF (R&D)	-	94,750
w.) Scholarship SPDC (Edcil Ltd)	12,98,245	7,42,840	w.) PDF (R&D)	-	1,00,138
x.) Scholarship (Central Sector Scheme)	-	1,20,500			
y.) Institute R&D Fund	-	6,400			
z.) Scholarship J&K Students	-	55,75,000			
z.) PEC Project Fund (TEQIP Fund)	1,52,80,000	-			
<b>V. Interest Receipt</b>			<b>III. Expenditure on Fixed Assets and Capital</b>		
a.) Interest of Auto Sweep A/c	50,36,772	87,96,840	a.) Fixed Assets	4,31,81,733	6,05,49,227
b.) Interest on Institute R&D A/c	21,068	2,555	b.) Fixed Assets (Hostel)	1,72,398	8,74,837
c.) Interest on Saving A/c (Institute A/c)	3,10,632	-	c.) Capital Work in Progress	1,83,43,689	26,47,571
d.) Interest in Saving A/c ( Loans & Advances )	1,918	1,871			
e.) Interest on Saving (Scholarship)	31,407	19,319			
f.) Interest on Consultancy A/c	6,82,475	11,81,313			
g.) Interest on Reg. & App. Fee A/c	-	39,873			
h.) Interest Income (Donation)	-	1,275			
i.) Interest on Admission Fee A/c	-	25,34,110			
j.) Interest on Registration Pec Hydro A/c	-	4,267			
k.) Interest on Sponsered Project	-	3,375			
l.) Interest on FDR (Institute)	2,81,95,274	2,52,40,255	<b>IV. Current Assets, Loans and Advances</b>		
m.) Interest on Gem A/c	10,033	7,106	a.) Investment in Fixed deposit	77,76,18,000	72,28,43,000
n.) Interest on Income Tax Refund (Hostel)	10,36,129	-	b.) Investment in Fixed Deposit/ Auto-Sweep (TEQIP)	15,48,59,800	12,93,35,679
o.) Interest on Saving A/c (Hostel)	24,127	34,948	c.) Investment in Fixed deposit (Hostel)	1,36,53,266	2,63,29,809
p.) Interest on FDR (Hostel)	44,75,783	72,76,676	d.) Imprest to official	1,10,000	1,65,000
q.) Bank Interest (Teqip)	50,52,572	64,24,120	e.) Advance from Institute Fund	8,72,869	53,70,273
			f.) Advance from R&D Fund	18,500	78,455
<b>VI. Other Income</b>			g.) Advance from SSF	21,70,554	22,94,436
a.) PEC Fest Income	6,01,378	59,98,045	h.) Other Advances	88,914	28,290
b.) FGH (Income)	30,070	4,94,121	i.) Other Advances (Hostel)	2,58,637	75,687
c.) Misc Income (Institute A/c)	306	1,01,737	j.) Loan and Advances (TDS) (TEQIP)	4,23,562	-
d.) Misc Income (Ssf A/c)	10,14,946	3,00,555	k.) TDS Recoverable	-	3,65,226
e.) Lapse Security	5,10,000	6,45,000			
f.) Registration & Application Fee	-	20,25,854			
g.) Registration Fee (Pec Hydro 22)	-	1,77,023			
h.) Washing Charges (Hostel)	8,59,815	16,77,524			
i.) Hostel Welfare	45,85,604	81,12,088			
j.) TV Charges (Hostel)	8,63,255	14,60,369			
k.) Mess Charges (Hostel)	81,10,501	2,76,55,492			
l.) Contingency Charges (Hostel)	8,59,947	12,61,325			
m.) Establishment Charges (Hostel)	1,39,72,716	2,52,27,688			
n.) Guest Room Charges (Hostel)	2,56,500	1,73,718			
o.) Misc Receipts (Hostel)	1,29,870	1,92,333			



*Handwritten signature*

28/10/23



**PUNJAB ENGINEERING COLLEGE (DEEMED TO BE UNIVERSITY)  
SECTOR 12 CHANDIGARH  
CONSOLIDATED RECEIPTS AND PAYMENTS ACCOUNT FOR THE YEAR ENDED 31.03.2023**

RECEIPTS	Previous Year	Current Year	PAYMENTS	Previous Year	Current Year
<b>VII. Current Assets, Loans and Advances</b>			<b>V. Security Deposits, Current Liabilities &amp; Provisions</b>		
a.) Fixed deposit encashment	74,46,72,722	63,43,43,430	a.) License fee to Chd admin	517	
b.) Investment in Fixed Deposit/ Auto-Sweep (TEQIP)	13,43,55,732	12,30,49,890	b.) Student Security	47,70,000	78,77,000
c.) Sundry Debtors	1,037	-	c.) Sundry creditors	16,34,985	
d.) Imprest to official	91,868	1,51,487	d.) EMD (Institute)	4,03,006	4,83,394
e.) Advance from Institute Fund	4,98,059	31,61,513	e.) EMD (SSF)	71,142	
f.) Advance from SSF	1,33,022	10,09,759	f.) Security Deposit	2,66,742	1,28,556
g.) Other Advances	38,914	28,290	g.) Statutory Liabilities	1,47,960	4,100
h.) Capital Work In Progress	75,43,339	85,24,431	h.) CPS Fund	5,24,123	1,86,738
			i.) Rent Liab to Chd Admin	11,305	
<b>VIII. Security Deposits, Current Liabilities &amp; Provisions</b>			j.) GST Paid on Consultancy		54,53,315
a.) Student Security	69,92,000	71,68,000	k.) Expenses Payable (Hostel)	4,25,075	4,66,510
b.) EMD (Institute)	82,895	2,11,652	l.) Covid Security (Hostel)		17,20,433
c.) EMD (SSF)	51,144		m.) TDS payable to hostel	10,36,129	
d.) Security Deposit	1,70,118	3,46,184	n.) GIS Payable		150
e.) Other liabilities & Provisions	1,40,790	4,27,15,398			
f.) GIS Payable	120		<b>VIII. Closing Balance</b>		
g.) Central Security (Hostel)	19,85,500	28,86,000	a.) Cash in Hand (Hostel)	5,59,345	1,49,440
h.) Mess Advance (Hostel)	25,11,602	26,22,530	b.) Bank Balance in Saving Bank A/c		
i.) Establishment Fund (Hostel)	46,57,572	84,09,229	----Institute	50,11,21,535	53,56,23,133
j.) Room rent/electricity & water (Hostel)	17,68,955	30,81,614	----Hostel	12,81,823	14,96,482
k.) Development Fund (Hostel)	17,28,325	55,98,913	----TEQIP Fund	42,917	41,700
l.) Covid Security (Hostel)	30,67,500				
m.) Maintenance Fund (Hostel)	47,02,625	87,28,331			
n.) Security & Earnest Money (Hostel)		1,98,000			
<b>Total</b>	<b>2,45,68,89,036</b>	<b>2,76,33,90,515</b>	<b>Total</b>	<b>2,45,68,89,036</b>	<b>2,76,33,90,515</b>



FOR NAV & Co  
CHARTERED ACCOUNTANT  
FPN - 023868N

*Bansal*

(CA VIKAS BANSAL)  
M.No. - 522747  
(Partner)

Place : Chandigarh  
Date : 28-10-2023

UDIN: 23522747BGXBR15065

For Punjab Engineering College (Deemed to be University)

*[Signature]*  
Director

27.10.2023

Director  
Punjab Engineering College  
(Deemed to be University)  
Chandigarh

*[Signature]*  
Assistant Controller (F & A)

Assistant Controller F&A  
Punjab Engineering College  
(Deemed to be University)  
Chandigarh

*[Signature]*  
Registrar

Registrar  
Punjab Engineering College  
(Deemed to be University),  
Sector-12, Chandigarh.