

**Significant Accounting Policies and Notes on Accounts for the Year ending 31<sup>st</sup> March 2022 forming part of Consolidated Balance sheet of PUNJAB ENGINEERING COLLEGE (Deemed to be University).(PAN No:-AABTP1179L)**

**Schedule-16**

**I. Significant Accounting Policies:**

**1. Basis of Preparation:**

The financial statements of the Society are prepared on historical cost convention and with Generally Accepted Accounting Principles in India (Indian GAAP) under double entry system of book keeping following the Cash system of accounting. These Financial Statements comply in all material respect with the Accounting standards issued by the Institute of Chartered Accountants of India.

The accounting policies not specifically referred to otherwise are consistent and in consonance with generally accepted accounting principles and mandatory accounting standards.

**2. Fixed Assets**

Fixed Assets acquired by the Society are stated at cost of acquisition less accumulated depreciation. The cost of acquisition is inclusive of inward freight, duties & taxes & incidental expenses related to acquisition.

**3. Depreciation**

Depreciation on Fixed Assets has been provided on Written down Value Method at the rates specified in the Income Tax Act, 1961 read with rules made there under.

**4. Inventories**

All purchases for Supplies, Consumables, Inventory, Stores and Spares etc. are treated as expenditure at the time of purchase.

**5. Investments**

There are no investments in the name of the society. That no interest is being credited/ received during the current financial year on investments.

**6. Goodwill and Intangible Assets**

No value is ascertained

**7. Contingent Liabilities**

**7.1 Pending Income Tax cases**

Income Tax Department has raised the income tax demand of Rs. 20,41,97,190/- for the Assessment Years 2013-14. The institute have filed application for rectification of return which was rejected by the department. That an appeal was filed with the Commissioner (Appeal) vide acknowledgement no 519573290160921 dated 16/09/2021 and Writ application is also filed with Hon'ble Punjab and Haryana High Court vide CWP 6423-2022(O&M) dated 29/03/2022. That an order is pending till date.



## 7.2 Amount pertaining to pending legal cases

As per the details provided by the management, one of the employee (Sh. Jagjeet Singh Randhawa, Ex-Assistant Professor, self-supporting scheme ME (Industrial and Design) of Production Engineering Department have filed application with the Hon'ble Court regarding revision of pay scale having financial impact to the tune of Rs 6,24,688/-

## 8. Revenue Recognition:

All revenue from student fee, Interest and other receipts are recognized on cash basis. Interests on earmarked Funds are credited to the respective Fund account. The incomes which are of uncertain nature or for which amount is not ascertainable or where demand is not raised in regular course of operations of the institute, has been recognized on actual receipt.

## 9. Expenditure:

All salary and wages and other expenses are accounted for on the cash basis.

## 10. Assets and Liabilities:

All assets & liabilities outstanding on account of inter-head adjustments are recognized in the Balance Sheet

### 10.1 Rent Payable to Chandigarh Administration

That the land on which rent is being collected by PEC belongs to the Chandigarh Administration, U.T., Chandigarh. The property given to PEC is only for the purpose of education and rent collected by PEC is duly transferred to the AO (Rents), Chandigarh Administration (Para 34 of notification dated 08/07/2004 issued by Chandigarh Administration). That the institute is working as a facilitation centre only to collect rent on behalf of Chandigarh Administration. The balance of rent payable of Rs2,16,387 not paid till 31/03/2021 and balance of Rs2,05,387 not paid till 31/03/2022 is duly reported under Current Liabilities.

## 11. Grants

Grant received by the Society for specific purpose are utilized for the said purpose and stated as earmarked Funds and Non Plan Grant Received are shown as Income. Further, Grant received from Chandigarh Administration is considered as Income. Depreciation on fixed assets purchased out of grant in Aid are recognized in income and expenditure account.


Interest earned on Fixed Deposits made out of funds of other sponsored schemes etc. are credited to respective Fund/schemes accounts. However, interest earned on Fixed Deposits/Bank Balance on the remaining Funds are treated as income of the university.

## II Notes to Accounts

1. Punjab Engineering College (Deemed to be University), Chandigarh has been registered as a Society vide Registration No. 3586 of 2003 dated 29.09.2003 by the Registrar of Firms & Societies, UT, Chandigarh and The Govt. of India vide its notification no. F.9-38/2001-U.3 dated 16.10.2003 under section 3 of the University Grants Commission Act 1956 has notified Punjab Engineering College as a Deemed University (an autonomous society).



2. Also the Punjab Engineering College (Deemed to be University) (Erstwhile Punjab Engineering College, Chandigarh) has been granted registration under section 12AA of Income Tax Act, 1961 by the Commissioner of Income Tax -1, Chandigarh, w.e.f. 29.09.2003. That the institute is eligible for the exemption u/s 12AA of the Income Tax Act, 1961 till 31/03/2021 as the Institute have opted for exemption u/s 10(23C) (vi) of the Income Tax Act, 1961 with effect from Financial Year 2021-2022.
3. The PEC Engineering College (Deemed to be University), Chandigarh is an Educational Institution existing solely for educational propose and not for purpose of profit and is substantially financed by the Government of Union Territory, Chandigarh has been granted approval for exemption by the Chief Commissioner of Income Tax u/s 10(23C) (vi) of Income Tax Act, 1961 vide his order dated 19.09.2013. That further the exemption has been extended for another five years i.e. from Assessment Year 2022-2023 to Assessment Year 2026-2027 by the Principal Commissioner of Income Tax/Commissioner of Income Tax vide order dated 04/04/2022. That the institute is allotted unique registration number as AABTP1179LC20112
4. The PEC Engineering College (Deemed to be University), Chandigarh being a charitable non-profit entity has been granted approval under 80G of Income Tax Act, 1961 by the Commissioner of Income Tax vide his order dated 23.07.2010. That further the exemption has been extended for another five years i.e. from Assessment Year 2022-2023 to Assessment Year 2026-2027 by the Principal Commissioner of Income Tax/Commissioner of Income Tax vide order dated 04/04/2022. That the institute is allotted unique registration number as AABTP1179LF2021101
5. The Books of the Punjab Engineering College (Deemed to be University), PEC Hostel and TEQIP Phase III has been consolidated to prepare the Consolidated Balance Sheet, Consolidated Income & Expenditure Account and Consolidated Receipt and Payment Account.
6. The TEQIP Phase III is a Central Sector Scheme of the Ministry of Human Resources Development (MHRD) and covers around 26 States and 200 institutions. The PEC is one of such Institution chosen by the MHRD. The TEQIP Scheme seeks to enhance quality & equity in participating engineering education institutions & improve the efficiency of the engineering education system in focus states. The scheme is to be funded 100% by the Central Government. However the Institute is contributing to TEQIP on account of Government Share for Project sustainability. Further Institute is not getting the fund directly, therefore, the expenditure incurred as per PFMS is considered as Grant received from the Central Government & accounted for as Income of the Project.
7. The amount given to Engineering Department, Chandigarh Administration for work has been treated as capital work in progress under fixed assets during the current financial year.
8. In the opinion of the Management of the University, the balances of Current Assets, Loans & Advances have the same value at which they are stated in the Balance Sheet, if realized in the ordinary course of activities of the Society.
9. With a vision to become center of excellence in technical education and research and to occupy a place amongst the most eminent institutions of the nation, the institute has entered into a Tripartite agreement during the Financial Year 2019-20 with Siemens Industry Software (India) Private Limited and MTAB Technology Center Private Limited



and a-multi skill focused Siemens Centre of Excellence is set up in the campus of Punjab Engineering College at a total outlay of Rs.182.127 crore (Budgeted value Rs.156.64 crore plus 24.457 crore on account of GST). Out of this outlay Rs.167.09 crore (Budgeted value 141.6 crore plus 25.487 crore on account of GST) is funded by Siemens and its partner as Grant in Kind. The balance of Rs.15.037 crore is borne by the PEC.

10. The Grant in Kind is separately accounted for in the balance sheet as Grant in Kind from Siemens which is treated as deferred income in the financial statements. This income is recognized gradually in the Income and Expenditure Account in the proportion of depreciation charged on the assets received as Grant in Kind from Siemens. Consequently, Rs. 17,06,35,858/-, Rs. 29,75,49,088/- and Rs. 22,39,13,126/- as proportion of depreciation charged during the Financial Year 2019-20, 2020-21 and 2021-22 respectively on assets acquired through Grant in Kind is recognized as income from Grant in Kind in the Income and Expenditure Account and reduced from the Grant for Centre of Excellence in the Balance Sheet.
11. That sum of Rs 2,01,865/- (including GST of Rs 7,504) and Rs 1,64,010/- (including GST of Rs.16,462/-) has been collected as registration fee during the Financial Year 2020-2021 and 2021-22 respectively.
12. Loan & Advance include TDS recoverable for various previous years which is retained by the Income Tax Department against the demand of Rs. 20,41,97,190/- raised by department for the Assessment Years 2013-14. That an appeal is filed with the office of the Commissioner (Appeal) of Income Tax as on 16/09/2021. That writ petition No.CWP-6423 of 2022 dated 29/03/2022 is also filed with Hon'ble High Court of Punjab & Haryana at Chandigarh.
13. In the opinion of the Management the balances of Current Assets have the same value at which they are stated in the Balance Sheet, if realized in the ordinary course of business of the trust.
14. No significant events which could affect the financial position as on 31/03/2022 to a material extent have been communicated after the balance sheet date till date of signing of report.
15. Previous year figures have been regrouped/reclassified, wherever considered necessary to conform to the current year's classification.
16. M/s J.S. & Associates, Chartered Accountants have reported in case of Hostel that
  - 16.1 There is Embezzlement of Cash in Dean Student Affair and Aravali Hostel occurred during earlier year Amounting to Rs. 1,21,146.25 and Rs. 57197.71 has been shown under Loans & Advances.
  - 16.2 During the year Central Security amounting to Rs. 2,45,000.00 was refunded twice to 49 students. Hence, the amount of Rs. 2,45,000.00 is recoverable from students.
  - 16.3 Electricity Charges for Staff Barrack amounting to Rs. 118126.00 was paid by Hostels.
  - 16.4 The Valuation of Inventory is as certified by the hostel management.



16.5 The Interest accrued on Fixed deposits with banks is not taken into accounts during the year as the books are prepared on cash basis of accounting.

FOR PUNJAB ENGINEERING COLLEGE  
(DEEMED TO BE UNIVERSITY)

Auditors Report

As per our report of even date attached

For NAV & Co  
(Chartered Accountants)  
FRN No.: 023868N



(CA Vikas Bansal)

Partner

Membership No.: 522747

(Assistant Controller F&A) (Registrar) (Director)  
Assistant Controller F&A Punjab Engineering College,  
Punjab Engineering College (Deemed to be University),  
(Deemed to be University) Sector-12, Chandigarh, Chandigarh

Director  
Punjab Engineering College  
(Deemed to be University)  
Chandigarh

PLACE: Chandigarh

DATE: 01-12-2022

**PUNJAB ENGINEERING COLLEGE (DEEMED TO BE UNIVERSITY)  
SECTOR 12 CHANDIGARH**

**CONSOLIDATED BALANCE SHEET AS AT 31.03.2022**

**(Amount in Rs.)**

SOURCE OF FUNDS	Schedule	Current Year	Previous Year
<b>UNRESTRICTED FUND</b>			
Corpus	1	1,72,95,65,933	1,46,81,87,516
Grant in Kind (for COE)	1A	97,88,05,058	1,20,27,18,184
Designated/ Earmarked/ Endowment Fund	2	49,64,34,155	46,14,77,059
Current Liabilities & Provisions	3	6,45,27,264	4,85,59,462
<b>TOTAL</b>		<b>3,26,93,32,410</b>	<b>3,18,09,42,221</b>
APPLICATION OF FUNDS	Schedule	Current Year	Previous Year
<b>FIXED ASSETS</b>			
Tangible Assets	4	1,52,31,69,658	1,69,85,04,911
Intangible Assets			
Capital Work-in-Progress	4	18,95,47,615	28,07,62,266
<b>CURRENT ASSETS</b>			
<b>LOANS, ADVANCES &amp; DEPOSITS</b>	6	2,67,34,315	2,53,56,176
<b>TOTAL</b>		<b>3,26,93,32,410</b>	<b>3,18,09,42,221</b>
Significant Policies and Notes on Accounts	19		

**FOR NAV & Co  
CHARTERED ACCOUNTANT**  
(FRN - 023868N)

*For Punjab Engineering College (Deemed to be University)*



**CA VIKAS BANSAL**  
M.No. - 522747  
(Partner)

*[Signature]*  
Director

*[Signature]*  
Assistant Controller (F & A)

*[Signature]*  
Registrar

**Director**  
Punjab Engineering College  
(Deemed to be University)  
Chandigarh

**Assistant Controller (F&A)**  
Punjab Engineering College  
(Deemed to be University)  
Chandigarh

**Registrar**  
Punjab Engineering College  
(Deemed to be University)  
Sector-12, Chandigarh.

Place : Chandigarh

Date : 30th Sept 2022

UDIN: 22582747 AXYZJH7149

**PUNJAB ENGINEERING COLLEGE (DEEMED TO BE UNIVERSITY)  
SECTOR 12 CHANDIGARH**

**CONSOLIDATED INCOME AND EXPENDITURE ACCOUNT  
FOR THE YEAR 01.04.2021 TO 31.03.2022**

(Amount in Rs.)

Particulars	Schedule	Current Year	Previous Year
<b>A. INCOME</b>			
Academic Receipts	7	41,49,64,658	31,91,96,580
HOSTEL Income	8	3,56,46,357	3,94,43,149
TEQIP Income	9	13,94,427	2,38,73,915
Grant & Donations	10	63,42,85,000	40,67,29,087
Other Income	11	7,21,92,360	3,69,78,681
Grant in KIND (for COE) (To the extent of depreciation on assets acquired in KIND)	1A	22,39,13,126	29,75,49,088
<b>TOTAL (A)</b>		<b>1,38,23,95,928</b>	<b>1,12,37,70,499</b>
<b>B. EXPENDITURE</b>			
Staff Payment & Benefits (Establishment Expenses)	12	58,14,71,635	54,03,60,311
Academic Expenses	13	2,82,24,181	2,64,73,704
Administrative and General Expenses	14	14,89,86,685	15,48,74,117
Transportation Expense	15	3,90,900	4,17,845
Repair & Maintenance	16	79,43,828	13,30,825
Increase/Decrease in Stock (HOSTEL)	17	(6,71,148)	4,540
Depreciation	4	32,10,61,858	39,21,38,942
<b>TOTAL (B)</b>		<b>1,08,74,07,939</b>	<b>1,11,56,00,284</b>
<b>C. Surplus / (Deficit) Before Appropriations (A-B)</b>		<b>29,49,87,989</b>	<b>81,70,215</b>
<b>D. APPROPRIATIONS TO FUNDS</b>	18	<b>3,39,67,045</b>	<b>2,12,59,669</b>
<b>E. Balance being Surplus / (Deficit) carried to Capital Fund (C-D)</b>		<b>26,10,20,943</b>	<b>(1,30,89,453)</b>
Significant Policies and Notes on Accounts	19		

FOR NAV & Co  
CHARTERED ACCOUNTANT

(FRN - 023868N)

(CA VIKAS BANSAI)

M.No. - 522747

(Partner)

For Punjab Engineering College (Deemed to be University)

Director Assistant Controller (F & A) Registrar

Place : Chandigarh

Date : 30th Sept 2022

UDIN: 22522747AXYZJH7149

30.09.2022  
Director Punjab Engineering College (Deemed to be University) Chandigarh  
Assistant Controller (F&A) Punjab Engineering College (Deemed to be University) Chandigarh  
Registrar Punjab Engineering College (Deemed to be University) Sector-12, Chandigarh.

PUNJAB ENGINEERING COLLEGE (DEEMED TO BE UNIVERSITY)  
Schedules Forming Part of Consolidated Balance Sheet

Schedule 1 - CORPUS

Particulars	UNIVERSITY	HOSTEL	TEQIP PHASE III	TOTAL	Previous Year
Balance As at the Beginning of the Year	1,32,70,56,206	14,11,30,310	1,000	1,46,81,87,517	1,39,80,76,566
Add: Funds Transfer from SSF Fund to Institute's fund/ Corpus Fund (to the extent utilised for Capital Expenditure)	3,57,473	-	-	3,57,473	11,95,066
Add: Additions during the year in Hostel Corpus	-	-	-	-	8,20,05,336
Add: GIA (Plan) Utilized	-	-	-	-	-
Add/Deduct: Surplus (Deficit) (transferred from income and expenditure account)	26,67,99,647	(57,78,703)	-	26,10,20,943	(1,30,89,452)
<b>BALANCE AT THE YEAR END</b>	<b>1,59,42,13,326</b>	<b>13,53,51,607</b>	<b>1,000</b>	<b>1,72,95,65,933</b>	<b>1,46,81,87,516</b>

Schedule 1(A) - GRANT IN KIND (for COE)

Particulars	Current Year	Previous Year
Grant in Kind received from Siemens for Center of Excellence (COE)	1,20,27,18,184	1,50,02,67,272
Less: Transferred to Income & Expenditure account; to the extent of depreciation on Fixed Assets acquired in Kind for COE	22,39,13,126	29,75,49,088
<b>TOTAL</b>	<b>97,88,05,058</b>	<b>1,20,27,18,184</b>



*Bansal*



PUNJAB ENGINEERING COLLEGE (DEEMED TO BE UNIVERSITY)

Schedules Forming Part of Consolidated Balance Sheet

**SCHEDULE 3 - CURRENT LIABILITIES & PROVISIONS**

Particulars	Current Year	Previous Year
<b>A. CURRENT LIABILITIES</b>		
Deposit From Student - Student Security	2,43,68,291	2,21,46,291
Deposit From Others		
Earnest Money	17,36,851	17,56,849
Earnest Money Institute	11,53,325	14,73,436
<b>Statutory Liabilities</b>		
TDS Payable as per Income Tax Act	15,66,132	19,28,344
TDS Payable as per GST Act	4,39,496	1,78,115
GST Payable	2,650	2,30,279
<b>Other Current Liabilities</b>		
TDS Payable to Hostel	16,81,691	16,81,691
TDS Payable to Hostel (AY 2017-18)	-	5,22,282
TDS Payable to Hostel (AY 2018-19)	-	5,13,847
TDS (Ssf)	10	-
License Fee To Chd Admn	3,040	3,557
Security Deposit Payable	4,15,018	2,44,900
Salary Payable	1,93,836	53,046
CPS/ NPS Fund Payable	2,10,596	7,31,881
GIS Payable	120	-
Rent Payable to Chd Admn	2,05,082	2,16,387
<b>HOSTEL</b>		
Central Security	1,20,40,887	1,00,55,387
Maintenance Fund	47,02,625	-
Covid Security	30,67,500	-
Mess Advance	28,55,846	6,84,117
Room Rent, Electricity & Water	45,28,590	27,59,635
Establishment Fund	46,57,572	10,84,143
Security & Earnest Money	1,28,581	1,28,581
Expenses Payable	4,66,510	4,25,075
<b>B. Creditor for Expenses</b>	1,03,015	17,41,618
<b>TOTAL</b>	<b>6,45,27,264</b>	<b>4,85,59,462</b>



*Bansal*

PUNJAB ENGINEERING COLLEGE (DEEMED TO BE UNIVERSITY)  
Schedules Forming Part of Consolidated Balance Sheet

SCHEDULE 5 - CURRENT ASSETS

Particulars	Current Year	Previous Year
Cash in Hand (HOSTEL)	5,59,345	1,32,757
Closing Stock (HOSTEL)	6,85,168	14,020
<b>Bank Balances with Scheduled Banks</b>		
PEC (INSTITUTE)	1,21,97,34,535	90,17,22,843
HOSTEL	19,30,08,967	17,88,89,012
TEQIP PHASE III	11,58,92,807	9,55,60,235
<b>TOTAL</b>	<b>1,52,98,80,822</b>	<b>1,17,63,18,867</b>



PUNJAB ENGINEERING COLLEGE (DEEMED TO BE UNIVERSITY)  
Schedules Forming Part of Consolidated Balance Sheet

**SCHEDULE 6 - LOANS, ADVANCES AND DEPOSITS**

Particulars	Current Year	Previous Year
1. Long-term Advance to Employees (Interest bearing)	-	-
2. Advances and other amount recoverable in Cash or in kind or value to be received		
Advance from Institute Fund	1,81,000	3,69,435
Advance from SSF Fund	1,04,875	4,17,088
Advance from R & D Fund	4,02,683	3,84,183
Advance to Supplier	37,210	37,210
3. Others		
Input Credit IGST	1,48,562	-
Recoverable From UCO Bank	5,743	-
Security Deposit	2,90,983	1,45,182
TDS Recoverable (A.Y. 2022-23)	21,59,943	-
TDS Recoverable (Previous years)	1,74,48,284	1,76,73,066
4. Imprest to Official (Detail as per Annexure - VII enclosed)	-	1,037
5. Loans and Advances (HOSTEL) :		
Advance to be received in cash or in kind or for the value of goods to be received	8,14,186	4,77,049
Recoverable (others TDS Earlier Year)		
Security Deposits	42,918	42,918
TDS Recoverable (A.Y. 2022-23)	1,65,324	-
TDS Recoverable (Previous years)	41,46,449	51,82,578
6. Loan and Advances ( TEQIP PHASE- III)		
TDS Receivable	7,86,155	6,26,430
<b>TOTAL</b>	<b>2,67,34,315</b>	<b>2,53,56,176</b>



*Bansal*

PUNJAB ENGINEERING COLLEGE (DEEMED TO BE UNIVERSITY)

Schedules Forming Part of Consolidated Balance Sheet

**SCHEDULE 7 - ACADEMIC RECEIPTS**

Particulars	Current Year	Previous Year
<b>FEE FROM STUDENTS</b>		
<b>Academic</b>		
Admission Fee	43,65,000	36,04,000
Registration fee	6,98,500	2,69,501
Tuition Fee	40,81,62,263	31,34,91,227
<b>Total (A)</b>	<b>41,32,25,763</b>	<b>31,73,64,728</b>
<b>Examinations</b>		
Examination Fee	4,83,000	9,000
Mark Sheet , Certification Fee	9,54,520	12,05,600
<b>Total (B)</b>	<b>14,37,520</b>	<b>12,14,600</b>
<b>Other Fees</b>		
Identity Card Fees	16,500	2,000
Misc Income / Fine	2,84,875	6,15,252
<b>Total (C)</b>	<b>3,01,375</b>	<b>6,17,252</b>
<b>Grand Total (A+B+C)</b>	<b>41,49,64,658</b>	<b>31,91,96,580</b>

**SCHEDULE 8 - HOSTEL INCOME**

Particulars	Current Year	Previous Year
Mess Charges	84,50,373	1,22,67,667
Washing Charges	8,59,815	1,94,473
Establishment Charges	1,50,56,859	1,36,74,162
Hostel Welfare	45,85,604	20,72,923
TV Charges	8,63,255	2,05,025
Fine	-	4,500
Bank Interest Earned	45,38,633	1,00,87,963
Contingency Charges	8,59,947	2,30,152
Guest Room Charges	2,56,500	6,98,026
Mess Receipts	1,75,370	8,259
<b>TOTAL</b>	<b>3,56,46,357</b>	<b>3,94,43,149</b>

**SCHEDULE 9 - TEQIP INCOME**

Particulars	Current Year	Previous Year
Funds Allocated	13,94,427	2,38,73,915
Misc Receipts	-	-
<b>TOTAL</b>	<b>13,94,427</b>	<b>2,38,73,915</b>



PUNJAB ENGINEERING COLLEGE (DEEMED TO BE UNIVERSITY)

Schedules Forming Part of Consolidated Balance Sheet

**SCHEDULE 10 - GRANTS & DONATIONS**

Particulars	Receipt during the year	Previous Year
Opening Balance	-	-
Add - Receipts During the Year (Chandigarh Administration) (Plan and Non Plan)	70,00,00,000	58,50,00,000
Less- GIA Plan Utilised for Capital Expenditure	-	(8,20,05,336)
Less; Transferred to TEQIP-Phase III as Specific Grant	(1,52,80,000)	(2,64,00,000)
Less: Transfer to Pension Fund Trust	(5,04,35,000)	(6,98,65,577)
Less: Grant for Revision of pay scale of staff	-	-
<b>Balance Transferred to Revenue Grant</b>	<b>63,42,85,000</b>	<b>40,67,29,087</b>
Less : Utilised for Revenue Expenditure (Scholarship)	2,82,24,181	2,64,73,704
Less : Utilised for Revenue Expenditure	60,60,60,819	38,02,55,383

**SCHEDULE 11 - OTHER INCOME**

Particulars	Current Year	Previous Year
<b>A. Interest on term-deposits/Recurring Deposits</b>		
a) With Scheduled Banks	2,80,39,988	17,78,522
<b>B. Interest on Savings/Autosweep Accounts</b>		
With Scheduled Banks	53,90,762	77,28,935
<b>C. Interest on</b>		
a) Interest on Insitute R&D	21,068	15,378
b) Interest on Consultancy A/c	6,82,475	22,065
c) LTC	-	7,000
d) Interest On Loan To Employees	1,38,631	2,34,850
e) Interest on Income Tax Refund	-	11,58,756
<b>Total (C)</b>	<b>8,42,174</b>	<b>14,38,049</b>
<b>D. Others</b>		
Consultancy Income	3,57,90,695	2,26,55,514
FGH Income	32,694	-
Lapse Security	5,10,000	-
Misc. Income (Ssf)	9,78,745	32,19,381
Misc. Income (Institute)	3,039	-
Short & Excess	884	36
Pec Fest Income	6,03,378	1,58,244
<b>Total (D)</b>	<b>3,79,19,436</b>	<b>2,60,33,175</b>
<b>GRAND TOTAL (A+B+C+D)</b>	<b>7,21,92,360</b>	<b>3,69,78,681</b>



PUNJAB ENGINEERING COLLEGE (DEEMED TO BE UNIVERSITY)

Schedules Forming Part of Consolidated Balance Sheet

**SCHEDULE 12 - STAFF PAYMENTS & BENEFIT (ESTABLISHMENT EXPENSES)**

Particulars	Current Year	Previous Year
Salaries, Wages & other benefits (PEC)	52,02,23,467	48,09,53,589
Salaries, Wages & other benefits (HOSTEL)	1,97,61,661	1,72,10,166
LTC facility	36,60,097	4,53,369
Perk for Faculty	41,01,694	86,31,517
Medical Reimbursement	57,54,444	50,37,813
Contribution to Recognised Provident Fund	2,79,70,272	2,80,73,857
<b>TOTAL</b>	<b>58,14,71,635</b>	<b>54,03,60,311</b>

**SCHEDULE 13 - SEMINAR AND SCHOLARSHIP EXPENSES**

Particulars	Current Year	Previous Year
Scholarship	2,82,24,181	2,64,73,704
<b>TOTAL</b>	<b>2,82,24,181</b>	<b>2,64,73,704</b>

**SCHEDULE 14- ADMINISTRATIVE & GENERAL EXPENSES**

Particulars	Current Year	Previous Year
Advertisement & Publicity	5,15,925	81,279
Publication of E-tender	-	1,20,960
Consumables	1,41,67,453	1,04,92,803
Electricity & Power	75,17,329	73,40,522
FGH (Expenses)	-	55,160
Legal Expenses	5,84,100	12,89,052
Professional Expenses	9,88,744	5,33,646
Printing & Stationary	10,60,310	24,82,916
Subscriptions/Contingent Expenses	37,92,900	22,97,710
Telephone & Internet Charges	12,11,045	10,46,726
Travelling & Conveyance Expenses	4,95,429	8,95,660
Water Charges	81,17,877	94,00,133
Honorarium (HOSTEL)	2,96,265	3,30,080
Honorarium	12,99,533	11,10,990
Outsourcing (Manpower, Security & Sanitation etc)	8,30,43,576	7,60,84,377
Fee & Taxes	33,72,290	20,78,453
Registration and Membership Fees	65,185	59,000
Pec Fest Expenses	14,06,955	6,77,010
Interest on GST	79,679	3,581
Interest on TDS	119	-
Scholarship Write off	-	18,600
Bank charges	122	4,216
<b>Administrative Expenses (Hostel)</b>		
Audit fees	1,55,760	2,47,800
Bank charges	8,964	9,171
Club Exp.	1,15,580	40,605
Electricity charges	1,18,126	43,577
Waste Disposal Exp.	1,17,171	98,210
ESI Paid	6,34,646	5,82,479
Provident Fund	24,34,325	21,26,455
Hostel Exp.	6,62,235	6,17,319



*Bansal*

Staff Welfare	2,36,689	1,70,946
Mess Charges	1,25,07,053	65,86,076
Misc. Exp.	32,734	66,919
Newspapers, Books & Periodicals	37,685	9,835
Fuel Charges	16,57,377	7,59,989
Printing & Stationary	58,123	81,992
Telephone Exp.	12,541	12,319
Consultancy Charges	2,34,278	2,06,814
Labour Welfare Exp.	40,575	-
Generator Running Exp.	2,38,543	1,52,741
Interest On TDS	-	8
Gratuity Paid	-	4,27,610
Washing Charges	2,75,016	6,19,116
<b>Expenses (TEQIP PHASE III)</b>		
Procurement of Goods	-	1,67,32,808
Improvement in Teaching, Learning & Research co.	12,85,218	72,05,991
Increment Operating Cost	1,09,209	3,54,101
Bank Interest (Interest earned on PEC Contribution)*	-	13,18,363
<b>TOTAL</b>	<b>14,89,86,685</b>	<b>15,48,74,117</b>

PUNJAB ENGINEERING COLLEGE (DEEMED TO BE UNIVERSITY)

Schedules Forming Part of Consolidated Balance Sheet

**SCHEDULE 15- TRANSPORTATION EXPENSES**

Particulars	Current Year	Previous Year
Vehicles Running/Hire /Repair expenses (PEC)	3,90,900	4,17,845
<b>TOTAL</b>	<b>3,90,900</b>	<b>4,17,845</b>

**SCHEDULE 16 - REPAIRS & MAINTENANCE**

Particulars	Current Year	Previous Year
Repair & Maintenance Exp (PEC)	70,78,594	8,35,192
Repair & Maintenance Exp (HOSTEL)	8,65,234	4,95,633
<b>TOTAL</b>	<b>79,43,828</b>	<b>13,30,825</b>

**SCHEDULE 17- INCREASE/DECREASE IN STOCK (HOSTEL)**

Particulars	Current Year	Previous Year
Closing Stock	6,85,168	14,020
Less: Opening Stock	14,020	18,560
<b>TOTAL</b>	<b>6,71,148</b>	<b>(4,540)</b>

**SCHEDULE 18 - APPROPRIATION**

Particulars	Current Year	Previous Year
Consultancy Fund (CF)	2,52,43,522	1,59,86,972
Department Development Fund (DDF)	13,30,219	8,19,923
Incentive Of Staff Expenses (IS)	9,16,230	5,27,267
Institute Development Fund (IDF)	44,53,362	27,52,356
Professional Development Fund (PDF)	20,23,712	11,73,151
<b>TOTAL</b>	<b>3,39,67,045</b>	<b>2,12,59,668</b>



PUNJAB ENGINEERING COLLEGE (DEEMED TO BE UNIVERSITY)  
Schedules Forming Part of Consolidated Balance Sheet  
Schedule 2 - DESIGNATED/EARMARKED FUNDS

Name of Fund	Opening Balance	Total Additions (Including Interest earned)	Utilisation		Closing Balance
			Capital Expenditure	Revenue Expenditure (Including Interest paid)	
Research & Development Fund (Institute)	92,55,295	1,64,657	-	43,61,263	50,58,689
Sponsored Research Projects (Detail as per Annexure -I Attached)	15,77,75,753	4,48,36,999	-	3,69,74,007	16,56,38,745
Student Service Fund	2,17,65,492	4,15,64,146	3,57,473	2,35,06,592	3,94,65,573
Consultancy/Other (Seminar) Fund	15,28,163	-	-	-	15,28,163
Consultancy Fund (CF)	1,62,71,658	2,53,92,084	-	2,29,81,601	1,86,82,141
Department Development Fund (DDF)	44,80,628	13,30,219	-	-	58,10,847
Department Development Fund (R&D)	18,02,173	2,53,062	-	-	20,55,235
Incentive to staff (IS)	27,02,981	9,16,230	-	83,978	35,35,233
Incentive to Staff (R & D)	9,01,091	1,26,530	-	3,20,179	7,07,442
Institute development Fund (IDF)	1,50,18,195	44,53,362	-	2,81,310	1,91,90,247
Institute Development Fund (R&D)	44,66,536	6,32,654	-	1,49,916	49,49,274
Professional Development Fund (PDF)	64,44,266	20,23,712	-	76,888	83,91,090
Professional Development Fund (R & D)	15,32,464	2,53,062	-	-	17,85,526
CPS Pension Fund	2,95,550	2,089	-	-	2,97,649
Donation (With Riders)	46,73,732	6,87,838	-	3,36,012	50,25,558
Donation Alumni Fund	1,02,03,763	28,54,580	-	83,51,527	47,06,815
Donation Foreign Contribution	5,35,429	68,907	-	2,12,443	3,91,893
Hostel Maintenance Fund	2,40,37,842	6,32,000	-	8,000	2,46,61,842
Scholarship (Visvesvaraya Scheme)	4,23,531	3,93,750	-	8,01,977	15,304
Scholarship (Others)	27,64,698	1,25,000	-	27,64,697	1,25,001
M.E.CSE (IS) Fund	1,85,77,868	40,74,574	-	36,96,045	1,89,56,397
ME Indl. Design	1,30,25,082	31,696	-	1,30,56,778	-
Scholarship Fund (ARDB)	25,000	4,80,000	-	2,40,000	2,65,000
Development Fund (Hostel)	4,67,84,205	17,28,325	-	-	4,85,12,529
PEC Project Fund (TEQIP Phase III) *	9,61,85,665	2,04,92,297	-	-	11,66,77,962
<b>Total</b>	<b>46,14,77,059</b>	<b>15,35,17,783</b>	<b>3,57,473</b>	<b>11,82,03,214</b>	<b>49,64,34,155</b>
<b>Previous Year</b>	<b>46,79,02,043</b>	<b>19,65,55,666</b>	<b>11,95,066</b>	<b>20,17,85,584</b>	<b>46,14,77,059</b>





Particulars	Opening Balance	Total Additions (Including Interest earned)	Utilisation		Closing Balance
			Capital Expenditure	Revenue Expenditure	
RPS Anu Partap	11,63,956	22,33,382	-	25,23,779	8,73,759
RPS Arun Kumar Heterostructure (SP)	8,73,642	6,53,545	-	11,43,658	3,81,529
RPS- Arun Kumar Lab (SP)	41,46,022	87,64,217	-	1,01,13,207	27,97,032
Rps-Divya City Probe 2	3,21,329	8,802	-	-	3,30,131
Rps-Divya (City Probe)	90,095	2,501	-	-	92,596
Rps Ankit Yadav & Sushant Sameer Study of Hybrid	5,975	82	-	6,057	-
RPS L.N Sharma	1,64,484	426	-	1,64,910	-
RPS Manoj Arora (Drones Project)	10,788	73	-	10,861	-
Rps Padmavati	1,40,292	4,74,051	-	6,14,343	-
RPS Rajesh Bhatia Project	4,24,143	55,661	-	4,79,804	-
Rps Sanjay Batish Detection and Alert System	1,02,280	1,693	-	1,03,973	-
Rps Sanjeev Kumar (Transition Metal)	4,477	61	-	4,538	-
Rps Sarabjit Singh (SP)	2,05,852	5,622	-	2,11,474	-
Rps Siby John (SP)	1,27,639	220	-	1,27,859	-
Rps T.S Suggu & Rajeshwaran Street Lighting	14,816	50	-	14,866	-
RPS-Divya (ITRA)	-	-	-	-	-
RPS-Divya (SP)	14,10,024	1,93,27,083	-	11,46,192	1,95,90,915
RPS-Divya (SP2)	10,04,122	-	-	8,01,903	2,02,219
RPS Ganeshwar	2,092	56	-	-	2,148
RPS-IBM Divya	7,94,434	21,738	-	-	8,16,172
RPS-Intel Dr. N.R Prakesh	17,149	526	-	-	17,675
RPS-JD Sharma (SP)	10,32,398	32,195	-	5,56,387	5,08,206
RPS-Kalpna Chawla Chair	12,28,05,580	58,85,412	-	59,138	12,86,31,854
RPS Kamal Kumar (Mapping, Saturated)	4,01,478	11,020	-	-	4,12,498
RPS-Kamal Kumar (SP)	1,29,748	3,833	-	-	1,33,581
RPS-Manoj Arora (Digital Lab)	19,78,191	54,145	-	-	20,32,336
RPS-Manoj Arora (Stability of Road)	1,61,816	838	-	52,054	1,10,600
RPS-Manoj K Arora & Kamal K (Study Of Glacier)	1,29,521	3,555	-	-	1,33,076
RPS- Parveen Kalra 3D Printing	43,574	1,210	-	-	44,784
RPS-Rajesh Bhatia (SP)	3,87,570	7,48,794	-	7,91,840	3,44,524
RPS-Rakesh (SP)	-	-	-	-	-
RPS-Rajesh Varan	-	28,653	-	9,986	18,667
RPS-Rashmi Sanghi	7,18,038	11,258	-	4,59,287	2,70,009
RPS-R.M Belokar	60,065	1,605	-	58,800	2,870
RPS-Rupali	2,49,283	5,487	-	1,50,323	1,04,447
RPS-Sanjeev property correlation	49,546	2,190	-	51,681	55
RPS-Sanjeev (Misc. structure)	6,23,189	5,08,434	-	9,64,631	1,66,992
RPS-Sanjeev (Investigation)	-	45,000	-	-	45,000
RPS-Shilpi Chaudhary	-	7,78,365	-	5,95,668	1,82,697
RPS-Shilpi Chaudhary 2	25,76,941	49,573	-	7,63,038	18,63,476
RPS-Sonu Kumar	12,26,235	13,443	-	10,67,118	1,72,560
RPS-Sonu Kumar (SP)	-	8,41,106	-	-	8,41,106
RPS-Uma Batra (Design & Development)	2,279	68,518	-	70,478	319
RPS-Uma Batra (SP)	97,51,859	82,533	-	94,11,426	4,22,966
RPS-Uma Batra (SP2)	13,74,235	17,37,932	-	16,50,123	14,62,044
RPS Vasundra Study Of Energetic (SP)	5,18,236	5,724	-	4,39,776	64,184
RPS-Vasundhra	2,95,318	2,538	-	2,87,131	10,745
<b>Total</b>	<b>15,77,75,753</b>	<b>4,48,36,999</b>	<b>-</b>	<b>3,69,74,007</b>	<b>16,56,38,745</b>
<b>Previous Year</b>	<b>17,90,66,766</b>	<b>5,33,27,682</b>	<b>-</b>	<b>7,46,18,695</b>	<b>15,77,75,753</b>

PUNJAB ENGINEERING COLLEGE (DEEMED TO BE UNIVERSITY)  
Schedules Forming Part of Consolidated Balance Sheet

SCHEDULE - 4

SCHEDULE OF FIXED ASSETS AS ON 31.03.2022

(Amount in Rs.)

Name of assets	Rate %	Opening balance as at 01.04.2021	Addition on or before 02.10.2021	Addition after 02.10.2021	Sale/adjustment during the year	Closing balance as at 31.03.2022	Depreciation during the year	W D V as at 31.03.2022
Air Conditioner	0.15	60,89,159	-	80,001	-	61,69,160	9,19,374	52,49,786
Building	0.10	18,63,15,673	6,56,85,628	3,63,29,373	-	28,83,30,674	2,70,16,599	26,13,14,075
CCTV	0.15	32,23,452	-	-	-	32,23,452	4,83,518	27,39,934
Equipments	0.15	2,05,82,619	1,20,766	6,86,990	-	2,13,90,375	31,57,032	1,82,33,343
Networking	0.40	58,54,556	-	46,09,625	-	1,04,64,181	32,63,747	72,00,434
Electric Installation	0.15	38,126	-	-	-	38,126	5,719	32,407
Computer Software	0.40	1,15,71,112	73,500	90,11,771	-	2,06,56,383	64,60,199	1,41,96,184
Computer System	0.40	68,50,547	11,20,625	4,76,965	-	84,48,137	32,83,862	51,64,275
Coolers	0.10	8,78,285	-	3,60,255	-	12,38,540	1,05,841	11,32,699
Furniture & Fixture	0.10	1,54,69,317	5,30,807	21,24,655	-	1,81,24,779	17,06,245	1,64,18,534
Invertors	0.15	35,974	-	-	-	35,974	5,396	30,578
Library books	0.40	2,19,71,181	1,12,62,278	22,85,650	-	3,55,19,109	1,37,50,514	2,17,68,595
LCD projector	0.15	67,04,453	-	-	-	67,04,453	10,05,668	56,98,785
LED TV	0.15	11,84,942	-	-	-	11,84,942	1,77,741	10,07,201
Plant & machinery	0.15	7,848	-	-	-	7,848	1,177	6,671
EPABX	0.15	1,77,964	-	-	-	1,77,964	26,695	1,51,269
Micro controller kit	0.15	2,95,326	-	-	-	2,95,326	44,299	2,51,027
Lab Equipments	0.15	6,85,43,793	33,09,406	73,12,633	-	7,91,65,832	1,13,26,427	6,78,39,405
UPS(plan)	0.40	7,24,764	-	-	-	7,24,764	2,89,906	4,34,858
Xerox Machine	0.15	20,20,462	-	1,29,600	-	21,50,062	3,12,789	18,37,273
Scientific Equipment	0.15	86,19,668	-	-	-	86,19,668	12,92,950	73,26,718
Generators	0.15	-	43,679	-	-	43,679	6,552	37,127
Vehicles	0.15	2,70,093	-	-	-	2,70,093	40,514	2,29,579
Tractor	0.15	4,01,639	-	-	-	4,01,639	60,246	3,41,393
Truck	0.15	5,25,790	-	-	-	5,25,790	78,869	4,46,921
<b>TOTAL (A)</b>		<b>36,83,56,743</b>	<b>8,21,46,689</b>	<b>6,34,07,518</b>	<b>-</b>	<b>51,39,10,950</b>	<b>7,48,21,879</b>	<b>43,90,89,071</b>



PUNJAB ENGINEERING COLLEGE (DEEMED TO BE UNIVERSITY)  
Schedules Forming Part of Consolidated Balance Sheet

B. CENTER OF EXCELLENCE									
Name of assets	Rate %	Opening balance as at 01.04.2021	Addition on or before 02.10.2021	Addition after 02.10.2021	Sale/adjustment during the year	Closing balance as at 31.03.2022	Depreciation during the year	W D V as at 31.03.2022	
<b>INSTITUTE (a)</b>									
Equipments	0.15	2,34,17,051	-	-	-	2,34,17,051	35,12,558	1,99,04,493	
Computer Software	0.40	37,43,526	-	-	-	37,43,526	14,97,410	22,46,116	
Computer System	0.40	1,18,01,168	-	-	-	1,18,01,168	47,20,467	70,80,701	
Furniture & Fixture	0.10	48,84,826	-	-	-	48,84,826	4,88,483	43,96,343	
LCD projector	0.15	7,54,800	-	-	-	7,54,800	1,13,220	6,41,580	
Lab Equipments	0.15	6,93,27,254	-	-	-	6,93,27,254	1,03,99,088	5,89,28,166	
<b>Total (a)</b>		<b>11,39,28,625</b>	-	-	-	<b>11,39,28,625</b>	<b>2,07,31,226</b>	<b>9,31,97,399</b>	
<b>SIEMENS GRANT IN KIND (b)</b>									
Equipments	0.15	25,25,83,576	-	-	-	25,25,83,576	3,78,87,536	21,46,96,040	
Computer Software	0.40	4,19,08,469	-	-	-	4,19,08,469	1,67,63,388	2,51,45,081	
Computer System	0.40	13,21,13,125	-	-	-	13,21,13,125	5,28,45,250	7,92,67,875	
Lab Equipments	0.15	77,61,13,014	-	-	-	77,61,13,014	11,64,16,952	65,96,96,062	
<b>Total (b)</b>		<b>1,20,27,18,184</b>	-	-	-	<b>1,20,27,18,184</b>	<b>22,39,13,126</b>	<b>97,88,05,058</b>	
<b>TOTAL (B) (a+b)</b>		<b>1,31,66,46,809</b>	-	-	-	<b>1,31,66,46,809</b>	<b>24,46,44,352</b>	<b>1,07,20,02,457</b>	





PUNJAB ENGINEERING COLLEGE (DEEMED TO BE UNIVERSITY)

SECTOR 12 CHANDIGARH


CONSOLIDATED RECEIPTS AND PAYMENTS ACCOUNT FOR THE YEAR ENDED 31.03.2022

RECEIPTS	Current Year	PAYMENTS	Current Year
<b>I. Opening Balance</b>		<b>I. Expenses</b>	
a.) Cash in Hand (Hostel)	1,32,757	a.) Establishment Expenses	56,13,39,638
b.) Bank Balance in Saving A/c's		b.) Establishment Expenses (Hostel)	1,99,66,525
----Institute	21,60,55,121	c.) Seminar & Scholarship Expenses	2,82,24,181
----Hostel	6,88,440	d.) Administrative and General Expenses	12,59,71,716
---- TEQIP Fund	2,14,503	e.) Administrative and General Expenses (TEQIP)	13,94,427
<b>II. Grant Received</b>		f.) Administrative and General Expenses (Hostel)	1,92,35,219
Grant Received (Chandigarh Administration)	70,00,00,000	g.) Transportation Expenses	3,56,848
Grant from NPIU (TEQIP)	13,94,427	h.) Repair & Maintenance Expenses	70,48,223
		i.) Repair & Maintenance Expenses (Hostel)	8,65,234
<b>III. Academic Receipts</b>	40,01,49,361	<b>II. Payments Against Earmarked/ Endowment Funds</b>	
<b>IV. Receipts Against Earmarked/Endowment Funds</b>		a.) R & D Fund ( Institute)	43,61,263
a.) R & D Fund ( Institute)	1,64,657	b.) Sponsored Research Projects	3,57,10,303
b.) Sponsored Research Projects	4,35,73,295	c.) Consultancy Fund (CF)	2,28,80,601
c.) Consultancy Fund (CF)	2,52,39,922	d.) Student Service Fund	2,28,91,034
d.) Student Service Fund	4,14,92,096	e.) Hostel Maintenance Fund	8,000
e.) Hostel Maintenance Fund	6,32,000	f.) Donation Fund	3,35,377
f.) Donation A/c	6,87,838	g.) M.E.CSE (IS) Fund	36,90,488
g.) CPS Pension Fund	2,099	h.) M.E. Industrial Design Fund	27,219
h.) M.E.CSE (IS) Fund	40,74,574	i.) Scholarship Fund (other)	12,78,500
i.) ME Industrial Design Fund	31,696	j.) Professional Development Fund (PDF)	76,888
j.) Scholarship Fund (other)	1,25,000	k.) Scholarship (Visvesvaraya Scheme)	8,01,977
k.) Department Development Fund (DDF)	13,30,219	l.) Pension Fund Trust	5,04,35,000
l.) Professional Development Fund (PDF)	20,23,712	m.) Donation Alumni Fund	83,51,527
m.) Incentive to Staff (IS)	9,16,230	n.) Contribution to TEQIP Phase III	1,52,80,000
n.) Institute Development Fund (IDF)	44,53,362	o.) Donation Foreign Contribution	2,12,443
o.) Scholarship (Visvesvaraya Scheme)	3,93,750	p.) Incentive to Staff (IS)	83,978
p.) Donation Alumni Fund	28,54,580	q.) Institute Development Fund (IDF)	2,81,310
q.) Donation Foreign Contribution	68,907	r.) IDF (R&D)	1,49,916
r.) DDF (R&D)	2,53,062	s.) IS (R&D)	3,20,179
s.) IDF (R&D)	6,32,654	t.) Scholarship Fund (ARDB)	2,40,000
t.) IS (R&D)	1,26,530	u.) Scholarship SPDC (EdCIL Ltd)	10,02,405
u.) PDF (R&D)	2,53,062	v.) M.E. TQEM Fund	
v.) Scholarship Fund (ARDB)	4,80,000		
w.) Scholarship SPDC (EdCIL Ltd)	12,98,245		
x.) PEC Project Fund (TEQIP Fund)	1,52,80,000		
<b>V. Interest Receipt</b>		<b>III. Expenditure on Fixed Assets and Capital</b>	
a.) Interest of Auto Sweep A/c	50,36,772	a.) Fixed Assets	4,31,81,733
b.) Interest on Institute R&D A/c	21,068	b.) Fixed Assets (Hostel)	1,72,398
c.) Interest on Saving A/c (Institute A/c)	3,10,632	c.) Capital Work in Progress	1,83,43,689
d.) Interest in Saving A/c ( Loans & Advances )	1,918		
e.) Interest on Saving (Scholarship)	31,407		
f.) Interest on Consultancy A/c	6,82,475	<b>IV. Current Assets, Loans and Advances</b>	
g.) Interest on FDR (Institute)	2,81,95,274	a.) Investment in Fixed deposit	89,31,82,890
h.) Interest on Gem A/c	10,033	b.) Investment in Fixed Deposit/ Auto-Sweep (TEQIP)	3,92,95,000
i.) Interest on Income Tax Refund (Hostel)	10,36,129	c.) Investment in Fixed deposit (Hostel)	1,36,53,266
j.) Interest on Saving A/c (Hostel)	24,127	d.) Imprest to official	1,10,000
k.) Interest on FDR (Hostel)	44,75,783	e.) Advance from Institute Fund	8,72,869
l.) Bank Interest (Teqip)	50,52,572	f.) Advance from R&D Fund	18,500
		g.) Advance from SSF	21,70,554
<b>VI. Other Income</b>		h.) Other Advances	88,914
a.) PEC Fest Income	6,01,378	i.) Other Advances (Hostel)	2,58,637
b.) FGH (Income)	30,070	j.) Loan and Advances (TDS) (TEQIP)	4,23,562
c.) Misc Income (Institute A/c)	306		
d.) Misc. Income (Ssf A/c)	10,14,946		
e.) Lapse Security	5,10,000		
f.) Washing Charges (Hostel)	8,59,815		
g.) Hostel Welfare	45,85,604		
h.) TV Charges (Hostel)	8,63,255		
i.) Mess Charges (Hostel)	81,10,501		
j.) Contingency Charges (Hostel)	8,59,947		
k.) Establishment Charges (Hostel)	1,39,72,716		
l.) Guest Room Charges (Hostel)	2,56,500		
m.) Misc Receipts (Hostel)	1,29,870		




**PUNJAB ENGINEERING COLLEGE (DEEMED TO BE UNIVERSITY)**  
**SECTOR 12 CHANDIGARH**  
**CONSOLIDATED RECEIPTS AND PAYMENTS ACCOUNT FOR THE YEAR ENDED 31.03.2022**

RECEIPTS	Current Year	PAYMENTS	Current Year
<b>VII. Current Assets, Loans and Advances</b>		<b>V. Security Deposits, Current Liabilities &amp; Provisions</b>	
a.) Fixed deposit encashment	84,00,18,454	a.) License fee to Chd admin	517
b.) Investment in Fixed Deposit/ Auto-Sweep (TEQIP)	3,90,10,000	b.) Student Security	47,70,000
c.) Sundry Debtors	1,037	c.) Sundry creditors	16,34,985
d.) Imprest to official	91,868	d.) EMD (Institute)	4,03,006
e.) Advance from Institute Fund	4,98,059	e.) EMD (SSF)	71,142
f.) Advance from SSF	1,33,022	f.) Security Deposit	2,66,742
g.) Other Advances	38,914	g.) Statutory Liabilities	1,47,960
h.) Capital Work In Progress	75,43,339	h.) CPS Fund	5,24,123
		i.) Rent Liab to Chd Admin	11,305
		j.) Expenses Payable (Hostel)	4,25,075
		k.) TDS payable to hostel	10,36,129
<b>VIII. Security Deposits, Current Liabilities &amp; Provisions</b>		<b>VIII. Closing Balance</b>	
a.) Student Security	69,92,000	a.) Cash in Hand (Hostel)	5,59,345
b.) EMD (Institute)	82,895	b.) Bank Balance in Saving Bank A/c	
c.) EMD (SSF)	51,144	----Institute	50,11,21,535
d.) Security Deposit	1,70,118	----Hostel	12,81,823
e.) Other liabilities	1,40,790	----TEQIP Fund	42,917
f.) GIS Payable	120		
g.) Central Security (Hostel)	19,85,500		
h.) Mess Advance (Hostel)	25,11,602		
i.) Establishment Fund (Hostel)	46,57,572		
j.) Room rent/electricity & water (Hostel)	17,68,955		
k.) Development Fund (Hostel)	17,28,325		
l.) Covid Security (Hostel)	30,67,500		
m.) Maintenance Fund (Hostel)	47,02,625		
<b>Total</b>	<b>2,45,68,89,036</b>	<b>Total</b>	<b>2,45,68,89,036</b>

FOR NAV & Co  
**CHARTERED ACCOUNTANTS**  
 (FRN - 023868N)  
  
 (CA VIKAS BANSAL)  
 M.No. - 522747  
 (Partner)

For Punjab Engineering College (Deemed to be University)

  
 Director  
 30.09.2022

  
 Assistant Controller (F & A)

  
 Registrar

Place : Chandigarh  
 Date : 30th Sept 2022  
 UDIN : 22582747AXYZJH7149

**Director**  
 Punjab Engineering College  
 (Deemed to be University)  
 Chandigarh

**Assistant Controller (F&A)**  
 Punjab Engineering College  
 (Deemed to be University)  
 Chandigarh

**Registrar**  
 Punjab Engineering College  
 (Deemed to be University),  
 Sector-12, Chandigarh.