

**PUNJAB ENGINEERING COLLEGE (DEEMED TO BE UNIVERSITY)  
SECTOR 12 CHANDIGARH**

**CONSOLIDATED BALANCE SHEET AS AT 31.03.2021**

(Amount in Rs.)

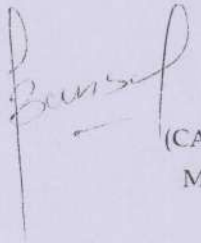
SOURCE OF FUNDS	Schedule	Current Year	Previous Year
<b>UNRESTRICTED FUND</b>			
Corpus	1	1,46,81,87,516	1,39,80,76,566
Grant in Kind (for COE)	1A	1,20,27,18,184	1,50,02,67,272
Designated/Earmarked/Endowment Fund	2	46,14,77,059	46,79,02,043
Current Liabilities & Provisions	3	4,85,59,462	7,32,60,472
<b>TOTAL</b>		<b>3,18,09,42,221</b>	<b>3,43,95,06,353</b>
APPLICATION OF FUNDS	Schedule	Current Year	Previous Year
<b>FIXED ASSETS</b>			
Tangible Assets	4	1,69,85,04,911	2,02,86,47,415
Intangible Assets			
Capital Work-in-Progress	4	28,07,62,266	27,66,21,547
<b>CURRENT ASSETS</b>	5	1,17,63,18,868	1,10,29,26,135
<b>LOANS, ADVANCES &amp; DEPOSITS</b>	6	2,53,56,176	3,13,11,256
<b>TOTAL</b>		<b>3,18,09,42,221</b>	<b>3,43,95,06,353</b>
Significant Policies and Notes on Accounts	19		

FOR NAV & Co

For Punjab Engineering College (Deemed to be University)

CHARTERED ACCOUNTANT

(FRN - 023868N)



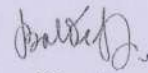
(CA VIKAS BANSAL)

M.No. - 522747

(Partner)

Place : Chandigarh

Date : 31-12-2021

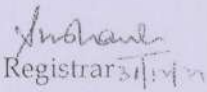


Director

31.12.2021  
Director  
Punjab Engineering College  
(Deemed to be University)  
Chandigarh

Assistant Controller (F & A)

Assistant Controller (F&A)  
Punjab Engineering College  
(Deemed to be University)  
Chandigarh



Registrar  
Punjab Engineering College  
(Deemed to be University)  
Chandigarh

UDIN

21522747AAAAEI5718

**PUNJAB ENGINEERING COLLEGE (DEEMED TO BE UNIVERSITY)  
SECTOR 12 CHANDIGARH**

**CONSOLIDATED INCOME AND EXPENDITURE ACCOUNT  
FOR THE YEAR 01.04.2020 TO 31.03.2021**

(Amount in Rs.)

Particulars	Schedule	Current Year	Previous Year
<b>A. INCOME</b>			
Academic Receipts	7	31,91,96,580	29,50,87,914
Hostels Income	8	3,94,43,149	8,53,53,895
TEQIP Income	9	2,38,73,915	3,45,11,256
Grant & Donations	10	40,67,29,087	41,40,32,234
Other Income	11	3,69,78,681	9,20,58,740
Grant in KIND (for COE) (To the extent of depreciation on assets acquired in KIND)	1A	29,75,49,088	17,06,35,858
<b>TOTAL (A)</b>		<b>1,12,37,70,499</b>	<b>1,09,16,79,897</b>
<b>B. EXPENDITURE</b>			
Staff Payment & Benefits (Establishment Expenses)	12	54,18,01,381	56,98,48,559
Academic Expenses	13	2,64,73,704	2,14,32,234
Administrative and General Expenses	14	15,34,33,047	19,81,95,727
Transportation Expense	15	4,17,845	6,26,299
Repair & Maintenance	16	13,30,825	32,21,860
Increase/Decrease in Stock (Hostels)	17	4,540	35,604
Depreciation	4	39,21,38,942	24,88,08,052
<b>TOTAL (B)</b>		<b>1,11,56,00,284</b>	<b>1,04,21,68,335</b>
<b>C. Surplus / (Deficit) Before Appropriations (A-B)</b>		<b>81,70,215</b>	<b>4,95,11,562</b>
<b>D. APPROPRIATIONS TO FUNDS</b>	18	<b>2,12,59,669</b>	<b>3,89,65,549</b>
<b>E. Balance being Surplus / (Deficit) carried to Capital Fund (C-D)</b>		<b>(1,30,89,453)</b>	<b>1,05,46,013</b>
Significant Policies and Notes on Accounts	19		

FOR NAV & Co

CHARTERED ACCOUNTANT  
(FRN - 023868N)

(CA VIKAS BANSAL)  
M.No. - 522747  
(Partner)

Place : Chandigarh  
Date : 31-12-2021

For Punjab Engineering College (Deemed to be University)

  
 Director  
 31.12.2021

  
 Assistant Controller (F & A)

  
 Registrar



UDIN

21522747AAAAE15718

**PUNJAB ENGINEERING COLLEGE (DEEMED TO BE UNIVERSITY)  
SECTOR 12 CHANDIGARH**

**CONSOLIDATED RECEIPTS AND PAYMENTS ACCOUNT FOR THE YEAR ENDED 31.03.2021**

RECEIPTS	31.03.2021	PAYMENTS	31.03.2021
<b>I. Opening Balance</b>		<b>I. Expenses</b>	
a.) Cash in Hand (Hostel)	1,58,914	a.) Establishment Expenses	54,00,12,806
b.) Bank Balance in Saving A/cs		b.) Seminar & Scholarship Expenses	2,64,73,704
----Institute	45,87,26,352	c.) Administrative and General Expenses	15,14,01,722
----Hostel	67,64,129	d.) Transportation Expenses	4,17,845
---- TEQIP Fund	2,34,37,007	e.) Repair & Maintenance Expenses	13,30,825
<b>II. Grant Received</b>			
Non-Plan Grant Received (Chandigarh Administration)	45,00,00,000		
Plan Grant Received (Chandigarh Administration)	13,50,00,000	<b>II. Payments Against Earmarked/ Endowment Funds</b>	
Grant from NPIU (TEQIP)	2,38,73,915	a.) R & D Fund ( Institute)	92,25,968
<b>III. Academic Receipts</b>	30,22,71,040	b.) Sponsored Research Projects	7,46,18,695
<b>IV. Receipts Against Earmarked/Endowment Funds</b>		c.) Consultancy Fund (CF)	2,17,52,378
a.) R & D Fund ( Institute)	59,03,124	d.) Student Service Fund	4,70,22,136
b.) Sponsored Research Projects	5,33,23,638	e.) Hostel Maintenance Fund	4,000
c.) Consultancy Fund (CF)	1,46,22,893	f.) Donation Fund	12,21,447
d.) Student Service Fund	3,84,20,591	g.) M.E.CSE (IS) Fund	31,11,275
e.) Hostel Maintenance Fund	6,21,344	h.) M.E. Industrial Design Fund	18,22,131
f.) Donation Fund	25,05,995	i.) M.E. TQEM Fund	1,41,918
g.) CPS Pension Fund	2,058	j.) Scholarship Fund (other)	83,50,266
h.) M.E.CSE (IS) Fund	38,33,073	k.) Professional Development Fund (PDF)	1,53,992
i.) ME Industrial Design Fund	9,56,103	l.) Scholarship (Visvesvarya Fund)	18,90,210
j.) M.E. TQEM Fund	9,22,929	m.) Donation Alumni Fund	31,02,524
k.) Scholarship Fund (other)	1,27,43,636	n.) Pension Fund Trust	6,98,65,577
l.) Department Development Fund (DDF)	7,56,180	o.) Contribution to TEQIP Phase III	2,64,00,000
m.) Project Development Fund (PDF)	11,01,715	p.) Donation Foreign Contribution	17,42,292
n.) Incentive to Staff (IS)	4,88,253	q.) Incentive to Staff (IS)	1,99,746
o.) Institute Development Fund (IDF)	25,36,402		
p.) Scholarship (Visvesvarya Scheme)	8,15,043		
q.) Donation Alumni Fund	1,13,97,449		
r.) Donation Foreign Contribution	22,77,721		
s.) PEC Project Fund(TEQIP Fund)	2,64,00,000		
<b>V. Interest Receipt</b>		<b>III. Expenditure on Fixed Assets and Capital</b>	
a.) Interest of Auto Sweep A/c	55,41,429	a.) Fixed Assets	5,86,38,369
b.) Interest on Institute R&D A/c	17,878	b.) Capital Work in Progress	63,03,722
c.) Interest on Saving A/c (Institute A/c)	2,78,409		
d.) Interest in Saving A/c ( Loans & Advances )	3,012		
e.) Interest on Saving (Scholarship)	7,33,123		
f.) Interest on House Projects	22,065	<b>IV. Current Assets, Loans and Advances</b>	
g.) Interest on FDR (Institute)	16,57,035	a.) Investment in Fixed deposit	81,53,23,872
h.) Interest on Gem A/c	7,744	b.) Imprest to official	50,000
i.) Interest LTC	7,000	c.) Advance from Consultancy Fund	5,000
j.) Interest on Income Tax Refund	11,58,756	d.) Advance from Institute Fund	5,41,557
k.) Interest on Saving A/c (Hostel)	29,847	e.) Advance from SSF	3,87,600
l.) Interest on FDR (Hostel)	43,79,908	f.) Advance to Employees	25,000
l.) Bank Interest (Teqip)	42,52,880	g.) Loan to Provident Fund Trust	17,00,000
<b>VI. Other Income</b>		h.) Other Advances	1,95,000
a.) PEC Fest Income	83,244	i.) Loan and Advances (Hostel)	2,75,092
b.) Misc Income (Institute A/c)	77,386	j.) Loan and Advances (TEQIP)	49,000
c.) Washing Charges (Hostel)	2,21,473		
d.) Hostel Welfare	22,16,923		
e.) TV Charges (Hostel)	2,32,025		
f.) Mess Charges (Hostel)	92,95,239		
g.) Contingency Charges (Hostel)	2,30,152		
h.) Establishment Charges (Hostel)	36,91,179		
i.) Guest Room Charges (Hostel)	6,98,026		
j.) Misc Receipts (Hostel)	12,759		
<b>VII. Current Assets, Loans and Advances</b>		<b>V. Security Deposits, Current Liabilities &amp; Provisions</b>	
a.) Fixed deposit encashment	47,48,42,664	a.) Advance Receipt SSF	16,99,563
b.) Sundry Debtors	24,500	b.) HBA Recovery to UT admin	1,24,427
c.) TDS Refund	74,19,044	c.) License fee to Chd admin	4,28,840
		d.) PMR Fund	10,77,109

RECEIPTS	31.03.2021	PAYMENTS	31.03.2021
d.) Imprest to official	1,11,244	e.) Student Security	11,15,868
e.) Advance from Consultancy Fund	5,000	f.) Sundry creditors	1,35,142
f.) Advance from Institute Fund	8,00,543	g.) EMD (Institute)	4,72,975
g.) Advance from SSF	7,09,388	h.) EMD (SSF)	30,000
h.) Advance to Employees	20,024	h.) Security Deposit	31,691
i.) Loan to Provident Fund Trust	17,00,000	i.) Scholarship	7,88,286
j.) Other Advances	1,30,233	j.) CPS Fund	58,15,099
k.) Loan and Advances (TEQIP)	4,67,985	k.) Hostel Share	9,44,800
<b>VIII. Security Deposits, Current Liabilities &amp; Provisions</b>		l.) Rent Liab to Chd Admin	52,78,731
a.) Advance Receipt SSF	11,12,146	m.) Central Security (Hostel)	14,97,768
b.) HBA Recovey to UT admin	1,24,427	n.) Development Fund (Hostel)	26,04,235
c.) License fee to Chd admin	3,86,107	o.) Expenses Payable (Hostel)	5,09,909
d.) PMR Fund	10,77,109	p.) Advance Receipt (Hostel)	2,08,782
e.) Student Security	47,77,934		
f.) EMD (Institute)	54,915		
g.) Security Deposit	5,547		
h.) TDS payable to hostel	10,36,129		
i.) Other liabilities	48,946	<b>VIII. Closing Balance</b>	
j.) Statutory Liabilities	14,66,322	a.) Cash in Hand (Hostel)	1,32,757
k.) Central Security (Hostel)	3,88,784	b.) Bank Balance in Saving Bank A/c	
l.) Mess Advance (Hostel)	7,27,977	----Institute	21,60,55,121
m.) Establishment Fund (Hostel)	11,62,893	----Hostel	6,88,440
n.) Room rent/electricity & water (Hostel)	3,02,860	----TEQIP Fund	2,14,503
<b>Total</b>	<b>2,11,36,09,715</b>	<b>Total</b>	<b>2,11,36,09,715</b>

FOR NAV & Co  
CHARTERED ACCOUNTANT  
(FRN - 023868N)

(CA VIKAS BANSAL)  
M.No. - 522747  
(Partner)

Place : Chandigarh  
Date : 31-12-2021

For Punjab Engineering College (Deemed to be University)

  
 Director  
 31.12.2021  
 Punjab Engineering College  
 (Deemed to be University)  
 Chandigarh

  
 Assistant Controller (F&A)  
 Punjab Engineering College  
 (Deemed to be University)  
 Chandigarh

  
 Registrar  
 Punjab Engineering College  
 (Deemed to be University)  
 Chandigarh

PUNJAB ENGINEERING COLLEGE (DEEMED TO BE UNIVERSITY)  
Schedules Forming Part of Consolidated Balance Sheet

Schedule 1 - CORPUS

Particulars	PEC UNIV	PEC HOSTELS	TEQIP PHASE III	TOTAL	Previous Year
Balance As at the Beginning of the Year	1,26,19,70,866	13,43,67,352	17,38,348	1,39,80,76,566	1,12,14,64,610
Add: Funds Transfer from SSF Fund to Institute's fund/ Corpus Fund (to the extent utilised for Capital Expenditure)	11,95,066	-	-	11,95,066.00	11,10,04,141
Add: Additions during the year in Hostel Corpus	-	-	-	-	-
Add: GIA (Plan) Utilized (to the extent utilised for Capital Expenditure, transferred from Schedule 8 Grants and Donations)	8,20,05,336	-	-	8,20,05,336	15,51,32,766
Less: TDS Payable of Previous period paid during the year					(70,964)
Add/Deduct: Surplus (Deficit) (transferred from income and expenditure account)	(1,81,15,063)	67,62,959	(17,37,348)	(1,30,89,452)	1,05,46,013
<b>BALANCE AT THE YEAR END</b>	<b>1,32,70,56,205</b>	<b>14,11,30,311</b>	<b>1,000</b>	<b>1,46,81,87,516</b>	<b>1,39,80,76,566</b>

Schedule 1(A) - GRANT IN KIND (for COE)

Particulars	Current Year	Previous Year
Grant in Kind received from Siemens for Center of Excellence (COE)	1,50,02,67,272	1,67,09,03,130
Less: Transferred to Income & Expenditure account to the extent of depreciation on Fixed Assets acquired in Kind for COE	29,75,49,088	17,06,35,858
<b>TOTAL</b>	<b>1,20,27,18,184</b>	<b>1,50,02,67,272</b>



Name of Fund	Opening Balance	Additions			Utilisation			Closing Balance
		Further Receipts	Interest Earned	Capital Expenditure	Revenue Expenditure	Interest transferred		
Research & Development Fund (Institute)	2,15,00,303	59,03,124	2,500	-	1,81,50,632	-	92,55,295	
Sponsored Research Projects (Detail as per Annexure -I Attached)	17,90,66,766	4,93,33,947	39,93,735	-	7,46,18,695	-	15,77,75,733	
Student Service Fund	3,04,65,901	3,84,45,591	-	11,95,066	4,59,50,934	-	2,17,65,492	
Consultancy/Other (Seminar) Fund	13,28,163	-	-	-	-	-	15,28,163	
Consultancy Fund (CF)	2,17,55,492	1,62,68,544	-	-	2,17,52,378	-	1,62,71,658	
Department Development Fund (DDF)	36,60,795	8,19,923	-	-	-	-	44,80,628	
Department Development Fund (R&D)	-	18,02,173	-	-	-	-	18,02,173	
Incentive to staff (IS)	23,75,461	5,27,267	-	-	1,99,746	-	27,02,981	
Incentive to Staff (R & D)	-	9,01,091	-	-	-	-	9,01,091	
Institute development Fund (IDF)	1,22,65,839	27,52,356	-	-	-	-	1,50,18,195	
Institute Development Fund (R&D)	-	44,66,536	-	-	-	-	44,66,536	
Professional Development Fund (PDF)	54,25,107	11,73,151	-	-	1,53,992	-	64,44,266	
Professional Development Fund (R & D)	-	15,32,464	-	-	-	-	15,32,464	
CPS Pension Fund	2,93,492	-	2,058	-	-	-	2,95,550	
Donation (With Riders)	33,89,184	24,03,776	1,02,219	-	12,09,506	11,941	46,73,732	
Donation Alumni Fund	19,08,838	1,13,97,449	-	-	31,02,524	-	1,02,03,763	
Donation Foreign Contribution	-	22,71,960	5,761	-	17,42,292	-	5,35,429	
Hostel Maintenance Fund	2,34,20,498	6,21,344	-	-	4,000	-	2,40,37,842	
Scholarship (Vivekanya Scheme)	14,62,187	8,15,043	53,880	-	19,07,579	-	4,23,531	
M.E.CSE (IS) Fund	1,78,56,070	16,88,685	21,44,388	-	31,11,275	-	1,85,77,868	
M.E. Industrial Design Fund	1,38,91,116	708	9,55,395	-	18,22,131	-	1,30,25,082	
M.E. TOEM Fund	1,17,58,579	-	9,22,929	-	1,26,81,508	-	-	
Scholarship Fund (ARDB)	25,000	-	-	-	-	-	25,000	
Scholarship Fund (other)	27,38,909	1,27,61,005	-	-	1,27,35,216	-	27,64,698	
Development Fund (Hostel)	4,94,15,440	-	-	-	26,31,235	-	4,67,84,205	
PEC Project Fund (TEQIP Phase III) *	6,36,99,000	2,64,00,000	60,86,665	11,95,066	20,17,73,643	11,941	9,61,85,665	
	46,79,02,043	18,22,86,136	1,42,69,530	-	14,47,79,224	-	46,14,77,059	
Total	51,14,17,988	20,15,42,702	1,07,24,718	11,10,04,141	14,47,79,224	-	46,79,02,043	
Previous Year								

\* Interest earned includes interest earned on PEC Contribution for FY 2017-18 to 2019-20 Rs. 1318363 transferred from Income and Expenditure A/c and interest earned in FY 2020-21 Rs. 4768302 added to the fund balance owing to change in accounting policy regarding interest income. Previously, interest was recorded as income and expenditure account but from current year, it is transferred directly to PEC contribution as corpus fund. Also III Financial year: 2019-20 the interest reported as income in income and expenditure account is now reported as expenditure and added to PEC contribution. This is done in pursuance of clarification received from NPIU via e-mail.



Particulars	Opening Balance	Additions			Utilisation			Closing Balance
		Further Receipts	Interest Earned	Capital Expenditure	Revenue Expenditure	Interest transferred		
RPS Ankit Yadav & Sushant Sameer Study	5,815	-	160	-	-	-	5,975	
RPS Anu Parthap	-	15,92,500	9,010	-	4,37,554	-	11,63,956	
RPS Arun Kumar Heterostructure (SP)	27,49,237	7,00,295	2,36,045	-	28,11,935	-	8,73,642	
RPS- Arun Kumar Lab (SP)	1,74,76,067	-	15,27,424	-	1,48,57,469	-	41,46,022	
RPS- Arun Kumar (SP)	5,80,975	-	3,971	-	5,84,946	-	-	
Rps-Diyya City Probe 2	10,08,340	-	17,476	-	7,04,487	-	3,21,329	
Rps-Diyya (City Probe)	1,64,507	-	6,522	-	80,934	-	90,095	
RPS-Diyya (SP)	18,21,758	2,62,20,100	1,57,729	-	2,68,39,563	-	14,10,024	
RPS-Diyya (SP2)	6,39,007	16,50,000	-	-	12,84,855	-	10,04,122	
RPS- Geety Project	32,88,225	-	46,809	-	33,35,034	-	-	
RPS Ganeshwar	2,036	-	56	-	-	-	2,092	
RPS- IBM Diyya	7,74,168	-	20,266	-	-	-	7,94,434	
RPS-Intel Dr. N.R Prakash	16,790	-	359	-	-	-	17,149	
RPS-ID Sharma (Armed)	9,37,168	33,269	5,008	-	9,75,445	-	-	
RPS-ID Sharma (SP)	10,17,236	98,13,114	59,092	-	98,57,044	-	10,32,398	
RPS Jagdish Kumar P.V. Integration	1,58,523	-	3,234	-	72,489	-	89,268	
RPS- Kalpa Chawla Chair	12,14,83,288	74,703	12,58,764	-	11,145	-	12,28,05,580	
RPS- Kamal Kumar (Mapping Satwadi)	3,88,163	-	13,315	-	-	-	4,01,478	
RPS- Kamal Kumar (SP)	1,51,247	-	3,706	-	25,205	-	1,29,748	
RPS- L.N Sharma	3,89,129	4,985	12,032	-	2,41,662	-	1,64,484	
RPS- Manoj Arora (Digital Lab)	19,25,350	-	52,841	-	-	-	19,78,191	
RPS- Manoj Arora (Drones Project)	10,548	-	240	-	-	-	10,788	
RPS- Manoj Arora (Stability of Road)	3,83,183	-	4,153	-	2,25,520	-	1,61,816	
RPS- Manoj K Arora & Kamal K (Study Od Glacier)	1,26,128	-	3,393	-	1,29,521	-	-	
RPS- Padmaravi	-	2,81,700	3,977	-	1,45,385	-	1,40,292	
RPS- Parveen Kalra 3D Printing	42,315	-	1,259	-	-	-	43,574	
RPS- Rajesh Bhalla Project	8,39,690	5,43,400	9,361	-	9,68,308	-	4,24,143	
RPS- Rakesh Bhalla (SP)	1,27,060	-	23,514	-	9,12,004	-	3,87,520	
RPS- Rakesh (SP)	1,81,511	-	557	-	1,82,068	-	76,303	
RPS- Rama Fellowship	13,54,993	93,350	10,366	-	13,82,406	-	718,039	
RPS- Rashmi Sanghi	7,54,408	8,50,000	13,829	-	9,00,199	-	60,065	
RPS- R.M Beldkar	-	60,000	65	-	-	-	2,49,283	
RPS- Rupali	-	2,46,000	3,283	-	-	-	60,065	
RPS- Sanjay. British Detection and Alien System	1,00,000	-	2,280	-	-	-	1,02,280	
RPS- Saby Jethan (SP)	2,27,714	-	4,327	-	1,04,402	-	1,27,639	
RPS- Sanjeev Kumar (Transition Metal)	4,357	-	120	-	-	-	4,477	
RPS- Sanjeev (Misconstructure)	41,04,942	8,50,000	53,547	-	43,85,300	-	6,23,189	
RPS- Sanjeev property correlation	52,751	6,13,518	9,465	-	6,26,188	-	49,546	
RPS- Sarabjit Singh (SP)	3,27,613	-	8,255	-	1,30,016	-	2,05,852	
RPS- Shilpi Chaudhary	-	25,62,750	14,191	-	-	-	25,76,941	
RPS- Smart City	20,22,820	-	48,651	-	-	-	20,71,471	
RPS- Sounu Kumar	-	12,19,000	7,235	-	-	-	12,26,235	
RPS- Tarlochan Kaur (SP)	-	-	-	-	-	-	-	
RPS- T. K Jindal (Configuration SP)	54,704	65,286	1,235	-	1,21,235	-	1,43,816	
RPS- T.S Saggi & Rajeshwaran Street Lighting	1,00,000	-	1,969	-	87,153	-	2,279	
RPS-Uma Batra (Design & Development)	1,66,519	3,55,923	2,075	-	5,22,238	-	97,51,859	
RPS-Uma Batra (SP)	95,86,788	4,044	2,61,446	-	1,00,419	-	2,95,318	
RPS-Uma Batra (SP2)	18,83,355	-	45,894	-	5,55,014	-	13,74,235	
RPS Vasundra Study Of Energetic (SP)	23,458	10,50,000	7,579	-	5,62,801	-	5,18,236	
RPS- Vasundhara	4,65,910	4,00,000	17,650	-	5,88,242	-	15,77,5,753	
Total	17,90,66,766	4,93,33,947	39,93,735	-	7,46,18,695	-	17,90,66,766	
Previous Year	16,64,76,150	5,27,99,720	1,04,18,074	-	5,06,27,178	-	-	



PUNJAB ENGINEERING COLLEGE (DEEMED TO BE UNIVERSITY)

Schedules Forming Part of Consolidated Balance Sheet  
**SCHEDULE 3 - CURRENT LIABILITIES & PROVISIONS**

Particulars	Current Year	Previous Year
<b>A. CURRENT LIABILITIES</b>		
Deposit From Student - Student Security	2,21,46,291	1,84,84,225
Deposit From Others		
Earnest Money	17,56,849	17,86,849
Earnest Money Institute	14,73,436	18,91,496
<b>Statutory Liabilities</b>		
TDS Payable as per Income Tax Act	19,28,344	-
TDS Payable as per GST Act	1,78,115	-
GST Payable	2,30,279	6,47,066
<b>Other Current Liabilities</b>		
TDS Payable to Hostel	16,81,691	16,81,691
TDS Payable to Hostel (AY 2017-18)	5,22,282	-
TDS Payable to Hostel (AY 2018-19)	5,13,847	-
License Fee To Chd Admn	3,557	46,290
Salary Payable	53,046	4,100
Security Deposit Payable	2,44,900	2,71,044
Scholarship Payable	-	7,88,286
Advance Receipt (Consultancy/ Scholarship)	-	57,63,871
Advance Receipt (Institute)	-	1,64,423
CPS/ NPS Fund payable	7,31,881	65,46,980
Rent payable to CHD admin	2,16,387	54,95,119
<b>HOSTELS</b>		
Central Security	1,00,55,387	1,12,54,371
Mess Advance	6,84,117	29,73,368
Room Rent, Electricity & Water	27,59,635	24,56,775
Establishment Fund	10,84,143	1,04,89,232
Security & Earnest Money	1,28,581	1,28,581
PF, ESI and GST (TDS) Payable	4,25,075	5,09,909
<b>B. Creditor for Expenses</b>	17,41,618	18,76,796
<b>TOTAL</b>	<b>4,85,59,462</b>	<b>7,32,60,472</b>





PUNJAB ENGINEERING COLLEGE (DEEMED TO BE UNIVERSITY)  
Schedules Forming Part of Consolidated Balance Sheet

SCHEDULE OF FIXED ASSETS AS ON 31.03.2021

(Amount in Rs.)

Name of assets	Rate %	Opening balance as at 01.04.2020	Addition on or before 30.09.2020	Addition after 30.09.2020	Sale/adjustment during the year	Closing balance as at 31.03.2021	Depreciation during the year	W/D V as at 31.03.2021
Air Conditioner	0.15	65,38,013	5,73,468	48,000	-	71,59,481	10,70,322	60,89,159
Building	0.10	20,47,34,245	-	21,63,003	-	20,68,97,248	2,05,81,575	18,63,15,673
Calculator	0.15	-	-	-	-	-	-	-
CCTV	0.15	33,51,416	90,534.00	3,21,940.00	-	37,63,890	5,40,438	32,23,452
Equipments	0.15	1,95,50,258	5,09,348.00	38,18,329.00	-	2,38,77,935	32,95,316	2,05,82,619
Networking	0.40	28,71,170	-	51,64,817.00	-	80,35,987	21,81,431	58,54,556
Electric Installation	0.15	44,854	-	-	-	44,854	6,728	38,126
Computer Software	0.40	1,27,00,517	36,79,718.00	21,78,714.00	-	1,85,58,949	69,87,837	1,15,71,112
Computer System	0.40	73,19,069	16,41,995.00	18,42,386.00	-	1,08,03,450	39,52,903	68,50,547
Coolers	0.10	1,67,377	8,08,495.00	-	-	9,75,872	97,587	8,78,285
Furniture & Fixture	0.10	1,66,63,218	3,82,140.00	1,35,258.00	-	1,71,80,616	17,11,299	1,54,69,317
Invertors	0.15	42,322	-	-	-	42,322	6,348	35,974
Library books	0.40	1,63,03,178	2,77,939.00	1,50,28,138.00	-	3,16,09,255	96,38,074	2,19,71,181
LCD projector	0.15	77,75,892	1,11,700.00	-	-	78,87,592	11,83,139	67,04,453
LED TV	0.15	13,94,049	-	-	-	13,94,049	2,09,107	11,84,942
Plant & machinery	0.15	9,233	-	-	-	9,233	1,385	7,848
EPABX	0.15	2,09,369	-	-	-	2,09,369	31,405	1,77,964
Micro controlkit	0.15	3,47,442	-	-	-	3,47,442	52,116	2,95,326
Lab Equipments	0.15	5,90,59,746	1,51,00,569.00	59,54,081.00	-	8,01,14,396	1,15,70,603	6,85,43,793
UPS	0.40	4,93,926	45,264.00	5,01,562.00	-	10,40,752	3,15,988	7,24,764
Xerox Machine	0.15	19,05,384	-	4,16,334.00	-	23,21,718	3,17,033	20,04,685
Scientific Equipment	0.15	1,01,40,786	-	-	-	1,01,40,786	15,21,118	86,19,668
Photocopier	0.15	18,561	-	-	-	18,561	2,784	15,777
Vehicles	0.15	3,17,757	-	-	-	3,17,757	47,664	2,70,093
Tractor	0.15	4,72,517	-	-	-	4,72,517	70,878	4,01,639
Truck	0.15	6,18,576	-	-	-	6,18,576	92,786	5,25,790
<b>TOTAL (A)</b>		<b>37,30,48,875</b>	<b>2,32,21,170</b>	<b>3,75,72,562</b>	<b>-</b>	<b>43,38,42,607</b>	<b>6,54,85,864</b>	<b>36,83,56,743</b>



B. CENTER OF EXCELLENCE									
Name of assets	Rate %	Opening balance as at 01.04.2020	Addition on or before 30.09.2020	Addition after 30.09.2020	Sale/adjustment during the year	Closing balance as at 31.03.2021	Depreciation during the year	W D V as at 31.03.2021	
<b>INSTITUTE (a)</b>									
Equipments	0.15	2,65,43,929	-	9,24,012	-	2,74,67,941	40,50,890	2,34,17,051	
Computer Software	0.40	62,39,210	-	-	-	62,39,210	24,95,684	37,43,526	
Computer System	0.40	1,96,68,614	-	-	-	1,96,68,614	78,67,446	1,18,01,168	
Furniture & Fixture	0.10	54,27,584	-	-	-	54,27,584	5,42,758	48,84,826	
LCD projector	0.15	8,88,000	-	-	-	8,88,000	1,33,200	7,54,800	
Lab Equipments	0.15	8,15,61,475	-	-	-	8,15,61,475	1,22,34,221	6,93,27,254	
<b>Total (a)</b>		<b>14,03,28,812</b>	<b>-</b>	<b>9,24,012</b>	<b>-</b>	<b>14,12,52,824</b>	<b>2,73,24,199</b>	<b>11,39,28,625</b>	
<b>SIEMENS GRANT IN KIND (b)</b>									
Equipments	0.15	29,71,57,148	-	-	-	29,71,57,148	4,45,73,572	25,25,83,576	
Computer Software	0.40	6,98,47,448	-	-	-	6,98,47,448	2,79,38,979	4,19,08,469	
Computer System	0.40	22,01,88,542	-	-	-	22,01,88,542	8,80,75,417	13,21,13,125	
Lab Equipments	0.15	91,30,74,134	-	-	-	91,30,74,134	13,69,61,120	77,61,13,014	
<b>Total (b)</b>		<b>1,50,02,67,272</b>	<b>-</b>	<b>-</b>	<b>-</b>	<b>1,50,02,67,272</b>	<b>29,75,49,088</b>	<b>1,20,27,18,184</b>	
<b>TOTAL (B) (a+b)</b>		<b>1,64,05,96,084</b>	<b>-</b>	<b>9,24,012</b>	<b>-</b>	<b>1,64,15,20,096</b>	<b>32,48,73,287</b>	<b>1,31,66,46,809</b>	



HOSTEL									
Name of assets	Rate %	Opening balance as at 01.04.2020	Addition on or before 30.09.2020	Addition after 30.09.2020	Sale/adjustment during the year	Closing balance as at 31.03.2021	Depreciation during the year	W D V as at 31.03.2021	
Genset	0.15	22,91,674	-	-	-	22,91,674	3,43,752	19,47,922	
Air Conditioner	0.15	2,78,181	-	-	-	2,78,181	41,729	2,36,452	
Water Cooler	0.15	7,61,768	-	-	-	7,61,768	1,14,264	6,47,504	
Wi Fi Router	0.15	87,647	-	-	-	87,647	13,148	74,499	
Furniture & Fixture	0.10	24,21,424	-	1,82,627	-	26,04,051	2,51,275	23,52,776	
Xerox Machine	0.15	68,589	-	-	-	68,589	10,288	58,301	
Washing Machine	0.15	1,10,085	-	-	-	1,10,085	16,512	93,573	
Refrigerator	0.15	2,94,843	-	-	-	2,94,843	44,227	2,50,616	
Gysers	0.15	1,39,035	-	67,100	-	2,06,135	25,888	1,80,247	
Computer	0.40	85,830	-	-	-	85,830	34,332	51,498	
CC TV	0.15	1,42,925	-	-	-	1,42,925	21,438	1,21,487	
Acqua Guard	0.15	63,536	-	-	-	63,536	9,530	54,006	
Microwave	0.15	6,434	-	-	-	6,434	965	5,469	
Television	0.15	1,25,174	-	-	-	1,25,174	18,777	1,06,397	
Tennis Court Pole	0.15	57,841	-	-	-	57,841	8,676	49,165	
Flood Lights	0.15	33,743	-	-	-	33,743	5,061	28,682	
Boundary wall	0.10	77,52,045	-	-	-	77,52,045	7,75,205	69,76,840	
UV Fly Killer	0.15	16,017	-	-	-	16,017	2,403	13,614	
Grass Cutting Mac	0.15	42,582	-	-	-	42,582	6,387	36,195	
Printer	0.15	48,129	-	24,967	-	73,096	9,092	64,004	
Invertor	0.15	87,333	-	-	-	87,333	13,100	74,233	
Rehri	0.15	6,502	-	-	-	6,502	975	5,527	
Fogging Machine	0.15	54,786	-	-	-	54,786	8,217	46,569	
Office Equipments	0.15	22,356	-	-	-	22,356	3,353	19,003	
Cooler	0.15	-	4,000	-	-	4,000	600	3,400	
Cycle	0.15	3,977	-	-	-	3,977	597	3,380	
<b>TOTAL (C)</b>		<b>1,50,02,456</b>	<b>4,000</b>	<b>2,74,694</b>	<b>-</b>	<b>1,52,81,150</b>	<b>17,79,791</b>	<b>1,35,01,359</b>	
<b>TOTAL (A+B+C)</b>		<b>2,02,86,47,415</b>	<b>2,32,25,170</b>	<b>3,87,71,268</b>	<b>-</b>	<b>2,09,66,43,853</b>	<b>39,21,38,942</b>	<b>1,69,85,04,911</b>	
<b>D Capital Work in Progress</b>									
Building & Works in Progress (COE)		2,41,93,400	-	-	-	2,41,93,400	-	2,41,93,400.00	
Building & Works in Progress (Institute)		25,24,28,147	32,11,775	30,91,947	21,63,003	25,65,68,866	-	25,65,68,866.00	
Building & Works in Progress (ID)		27,66,21,547	32,11,775	30,91,947	21,63,003	28,07,62,266	-	28,07,62,266	
<b>CURRENT YEAR (A+B+C+D)</b>		<b>2,30,52,68,962</b>	<b>2,64,36,945</b>	<b>4,18,63,215</b>	<b>21,63,003</b>	<b>2,37,14,06,119</b>	<b>39,21,38,942</b>	<b>1,97,92,67,177</b>	
<b>PREVIOUS YEAR</b>		<b>66,67,80,483</b>	<b>7,71,35,607</b>	<b>1,91,27,23,968</b>	<b>10,25,63,044</b>	<b>2,55,40,77,014</b>	<b>24,88,08,052</b>	<b>2,30,52,68,962</b>	



PUNJAB ENGINEERING COLLEGE (DEEMED TO BE UNIVERSITY)  
Schedules Forming Part of Consolidated Balance Sheet  
SCHEDULE 5 - CURRENT ASSETS

Particulars	Current Year	Previous Year
Cash in Hand (Hostels)	1,32,757	1,58,914
Closing Stock (Hostels)	14,020	18,560
<b>Bank Balances with Scheduled Banks in Saving A/cs</b>		
PEC (INSTITUTE):		
-In Various Saving accounts	1,91,12,971	18,36,61,229
-In Autosweep A/cs (Savings)	16,21,92,062	24,23,18,495
-In Research Schemes (Saving A/c)	3,47,50,089	3,27,46,628
HOSTELS :		
State Bank Of India (Saving A/c)	22,818	22,818
Punjab National Bank (Saving A/c)	6,65,622	67,41,311
TEQIP PHASE III :		
Punjab National Bank (Saving A/c)	2,14,503	2,34,37,007
<b>Total in Saving Accounts</b>	<b>21,69,58,065</b>	<b>48,89,27,488</b>
<b>Bank Balances with Scheduled Banks in Fixed Deposit A/c</b>		
PEC (INSTITUTE):		
-In Fixed Deposits Institute	42,00,00,000	24,63,17,512
-In Fixed Deposits Scholarship	12,00,00,000	-
-In Fixed Deposits ME Self Finance Course	2,88,00,000	3,80,00,000
-In Fixed Deposits FD (SP)	11,50,00,000	10,72,01,664
-In Fixed Deposits Donations A/c	18,67,722	18,67,722
HOSTELS :		
Fixed Deposits	17,82,00,572	17,89,63,927
TEQIP PHASE III:		
Fixed Deposits	9,53,45,732	4,14,70,348
<b>Total in Fixed Deposit A/c</b>	<b>95,92,14,026</b>	<b>61,38,21,173</b>
<b>TOTAL</b>	<b>1,17,63,18,867</b>	<b>1,10,29,26,135</b>



PUNJAB ENGINEERING COLLEGE (DEEMED TO BE UNIVERSITY)  
Schedules Forming Part of Consolidated Balance Sheet  
SCHEDULE 6 - LOANS, ADVANCES AND DEPOSITS

Particulars	Current Year	Previous Year
1. Long-term Advance to Employees (Interest bearing)		6,000
2. Advances and other amount recoverable in Cash or in kind or value to be received		
Advance from Institute Fund	3,69,435	11,56,390
Advance from SSF Fund	4,17,088	15,39,750
Advance from R & D Fund	3,84,183	6,06,583
Scholarship Recoverable from Students	-	18,600
Advance to Supplier	37,210	37,210
3. Others		
Security Deposit	1,45,182	1,45,182
TDS Recoverable (Previous years)	1,48,890	1,48,390
TDS Recoverable (AY 2011-12)	27,95,699	27,95,699
TDS Recoverable (AY 2011-12)	2,23,617	2,23,617
TDS Recoverable (AY 2013-14)	10,73,354	10,73,354
TDS Recoverable (AY 2017-18)	-	39,83,894
TDS Recoverable (AY 2018-19)	-	34,35,150
TDS Recoverable (AY 2019-20)	34,03,361	34,03,361
TDS Recoverable (AY 2020-21)	67,53,212	71,26,904
TDS Recoverable (AY 2021-22)	32,71,389	-
TCS Recoverable (AY 2021-22)	4,044	-
4. Imprest to Official (Detail as per Annexure - VII enclosed)	1,037	1,50,697
5. Loans and Advances (Hostels) :		
Advance to be received in cash or in kind or for the value of goods to be received	4,77,049	4,71,549
Recoverable (others TDS Earlier Year)	16,81,691	16,81,691
Security Deposits	42,918	42,918
TDS (AY 2017-18)	5,22,282	5,22,282
TDS (AY 2018-19)	5,13,847	5,13,847
TDS (AY 2019-20)	5,40,755	5,40,755
TDS (AY 2020-21)	11,57,440	11,57,440
TDS (AY 2021-22)	7,66,563	-
6. Loan and Advances (TEQIP PHASE- III)		
TDS Receivable (AY 2019-20)	1,11,008	1,11,008
TDS Receivable (AY 2020-21)	5,15,422	-
Temporary Advance	-	4,18,985
<b>TOTAL</b>	<b>2,53,56,176</b>	<b>3,13,11,256</b>

